

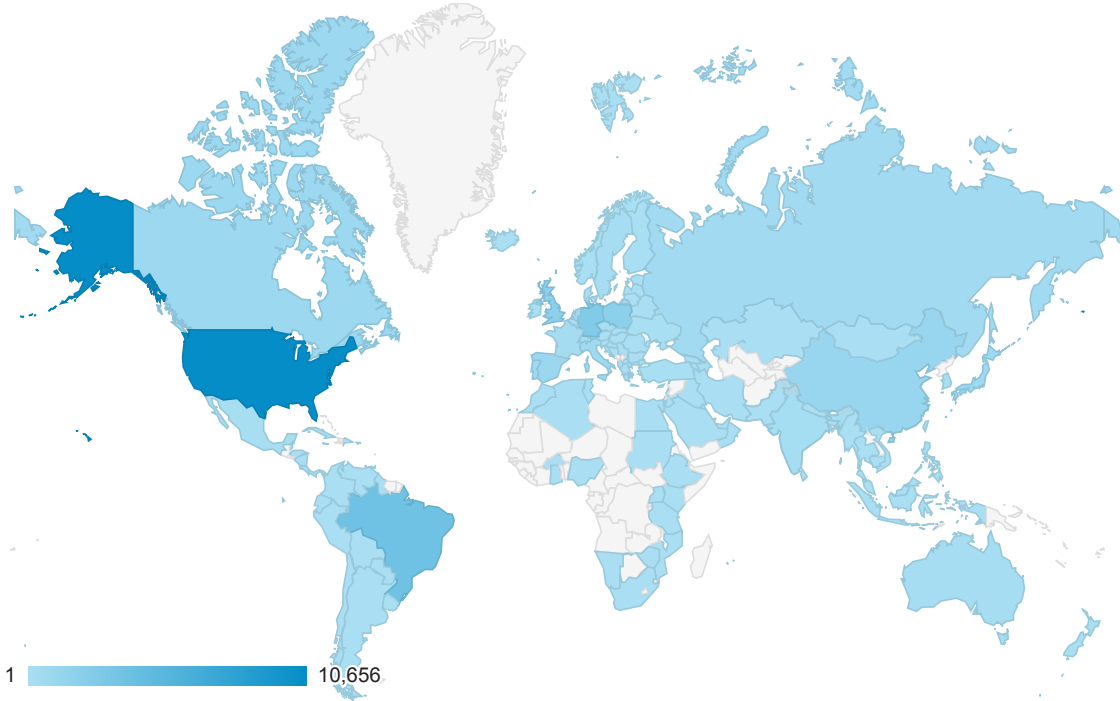
Jan 1, 2010 - Oct 12, 2015

Location

All Sessions
100.00%

Map Overlay

Summary



Country	Sessions	Sessions
	31,549 % of Total: 100.00% (31,549)	31,549 % of Total: 100.00% (31,549)
1. United States	10,656	33.78%
2. Brazil	3,801	12.05%
3. Germany	2,585	8.19%
4. United Kingdom	1,960	6.21%
5. Poland	1,911	6.06%
6. China	1,221	3.87%
7. Spain	959	3.04%
8. Canada	935	2.96%
9. Japan	810	2.57%
10. Portugal	796	2.52%
11. Italy	648	2.05%
12. Russia	522	1.65%
13. Netherlands	497	1.58%
14. Switzerland	403	1.28%
15. France	351	1.11%
16. India	308	0.98%
17. Australia	267	0.85%
18. Singapore	226	0.72%

19.	Sweden		222	0.70%
20.	Czech Republic		189	0.60%
21.	Mexico		171	0.54%
22.	Greece		170	0.54%
23.	Denmark		131	0.42%
24.	Belgium		122	0.39%
25.	Hong Kong		100	0.32%
26.	Malaysia		95	0.30%
27.	Argentina		91	0.29%
28.	Chile		88	0.28%
29.	South Africa		85	0.27%
30.	Austria		83	0.26%
31.	Iran		79	0.25%
32.	Taiwan		78	0.25%
33.	Israel		66	0.21%
34.	Norway		50	0.16%
35.	Ireland		46	0.15%
36.	Turkey		46	0.15%
37.	Ukraine		44	0.14%
38.	Finland		43	0.14%
39.	New Zealand		43	0.14%
40.	South Korea		39	0.12%
41.	(not set)		34	0.11%
42.	Slovenia		30	0.10%
43.	Thailand		30	0.10%
44.	Indonesia		28	0.09%
45.	Philippines		27	0.09%
46.	Bulgaria		26	0.08%
47.	Lithuania		26	0.08%
48.	Colombia		20	0.06%
49.	Romania		20	0.06%
50.	United Arab Emirates		19	0.06%
51.	Egypt		19	0.06%
52.	Saudi Arabia		18	0.06%
53.	Puerto Rico		16	0.05%
54.	Cuba		15	0.05%
55.	Ecuador		15	0.05%
56.	Pakistan		14	0.04%
57.	Hungary		13	0.04%
58.	Dominican Republic		12	0.04%
59.	Vietnam		12	0.04%
60.	Kazakhstan		11	0.03%
61.	Nigeria		10	0.03%
62.	Peru		10	0.03%

63.	Estonia		9	0.03%
64.	Serbia		9	0.03%
65.	Slovakia		9	0.03%
66.	Uruguay		9	0.03%
67.	Morocco		8	0.03%
68.	Panama		8	0.03%
69.	Venezuela		8	0.03%
70.	Croatia		7	0.02%
71.	Iraq		7	0.02%
72.	Bangladesh		6	0.02%
73.	Algeria		6	0.02%
74.	Costa Rica		5	0.02%
75.	Kenya		5	0.02%
76.	Sri Lanka		5	0.02%
77.	Monaco		5	0.02%
78.	Luxembourg		4	0.01%
79.	Macau		4	0.01%
80.	Albania		3	0.01%
81.	Bosnia & Herzegovina		3	0.01%
82.	Bolivia		3	0.01%
83.	Belarus		3	0.01%
84.	Cambodia		3	0.01%
85.	Macedonia (FYROM)		3	0.01%
86.	Mongolia		3	0.01%
87.	Brunei		2	0.01%
88.	Ethiopia		2	0.01%
89.	Georgia		2	0.01%
90.	Jordan		2	0.01%
91.	Lebanon		2	0.01%
92.	Mozambique		2	0.01%
93.	Oman		2	0.01%
94.	Paraguay		2	0.01%
95.	Qatar		2	0.01%
96.	Réunion		2	0.01%
97.	Zimbabwe		2	0.01%
98.	Armenia		1	0.00%
99.	Aruba		1	0.00%
100.	Azerbaijan		1	0.00%
101.	Burkina Faso		1	0.00%
102.	Belize		1	0.00%
103.	Cyprus		1	0.00%
104.	Faroe Islands		1	0.00%
105.	Grenada		1	0.00%
106.	Ghana		1	0.00%

107.	Guadeloupe		1	0.00%
108.	Guyana		1	0.00%
109.	Honduras		1	0.00%
110.	Iceland		1	0.00%
111.	Jamaica		1	0.00%
112.	Kuwait		1	0.00%
113.	Latvia		1	0.00%
114.	Myanmar (Burma)		1	0.00%
115.	Malta		1	0.00%
116.	Mauritius		1	0.00%
117.	Namibia		1	0.00%
118.	Nicaragua		1	0.00%
119.	Nepal		1	0.00%
120.	French Polynesia		1	0.00%
121.	Palestine		1	0.00%
122.	Sudan		1	0.00%
123.	Svalbard & Jan Mayen		1	0.00%
124.	Tunisia		1	0.00%
125.	Trinidad & Tobago		1	0.00%
126.	Tanzania		1	0.00%
127.	Uganda		1	0.00%

Rows 1 - 127 of 127

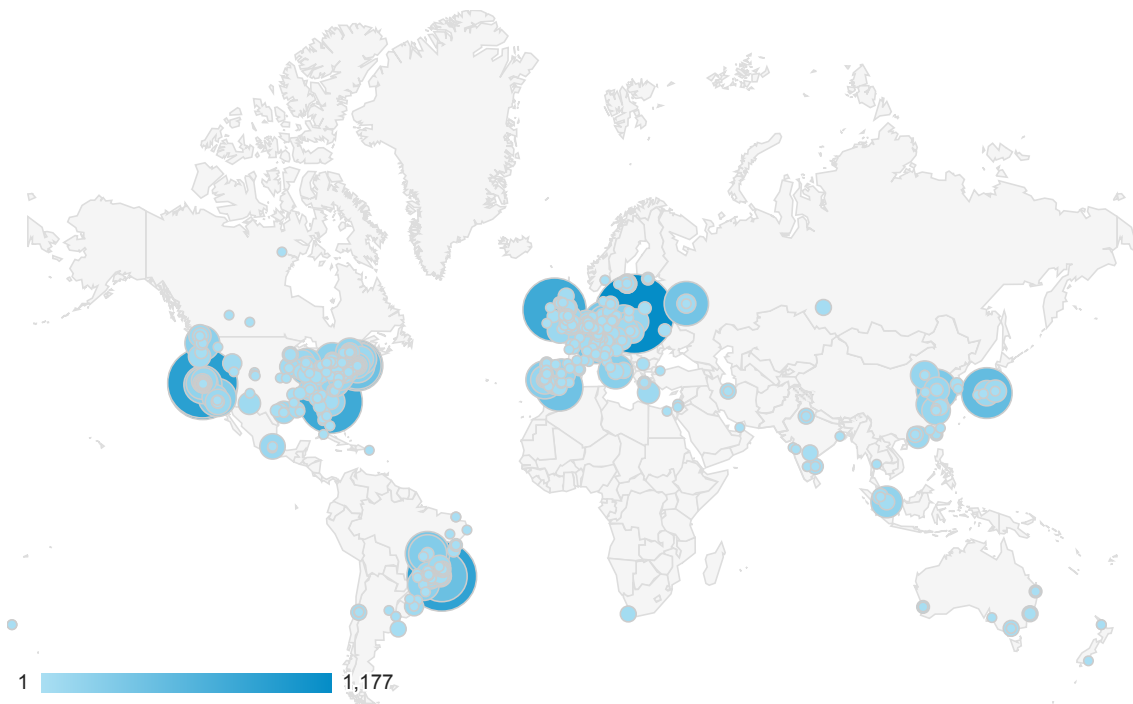
Jan 1, 2010 - Oct 12, 2015

Location

All Sessions
100.00%

Map Overlay

Summary



City	Sessions	Sessions
	31,549 % of Total: 100.00% (31,549)	31,549 % of Total: 100.00% (31,549)
1. Rio de Janeiro	1,427	4.52%
2. Olsztyn	1,177	3.73%
3. Stanford	943	2.99%
4. Berkeley	910	2.88%
5. Charleston	903	2.86%
6. Belfast	766	2.43%
7. Brasilia	664	2.10%
8. Cambridge	635	2.01%
9. Nagoya	604	1.91%
10. Boston	596	1.89%
11. Qingdao	459	1.45%
12. Moscow	452	1.43%
13. Malaga	449	1.42%
14. Freiburg	430	1.36%
15. Lisbon	407	1.29%
16. Brunswick	333	1.06%
17. Chicago	327	1.04%
18. Konstanz	307	0.97%

19.	Toronto		276	<div><div style="width: 0.87%;">0.87%</div></div>
20.	Rotterdam		272	<div><div style="width: 0.86%;">0.86%</div></div>
21.	Naples		267	<div><div style="width: 0.85%;">0.85%</div></div>
22.	Riverside		261	<div><div style="width: 0.83%;">0.83%</div></div>
23.	Quedlinburg		254	<div><div style="width: 0.81%;">0.81%</div></div>
24.	Palo Alto		246	<div><div style="width: 0.78%;">0.78%</div></div>
25.	Montreal		228	<div><div style="width: 0.72%;">0.72%</div></div>
26.	London		220	<div><div style="width: 0.70%;">0.70%</div></div>
27.	Singapore		219	<div><div style="width: 0.69%;">0.69%</div></div>
28.	Seattle		214	<div><div style="width: 0.68%;">0.68%</div></div>
29.	Curitiba		212	<div><div style="width: 0.67%;">0.67%</div></div>
30.	Campinas		209	<div><div style="width: 0.66%;">0.66%</div></div>
31.	(not set)		199	<div><div style="width: 0.63%;">0.63%</div></div>
32.	(not set)		198	<div><div style="width: 0.63%;">0.63%</div></div>
33.	Brunswick		196	<div><div style="width: 0.62%;">0.62%</div></div>
34.	Poznan		195	<div><div style="width: 0.62%;">0.62%</div></div>
35.	Nanjing		192	<div><div style="width: 0.61%;">0.61%</div></div>
36.	Columbia		187	<div><div style="width: 0.59%;">0.59%</div></div>
37.	San Francisco		176	<div><div style="width: 0.56%;">0.56%</div></div>
38.	Beijing		165	<div><div style="width: 0.52%;">0.52%</div></div>
39.	Araras		164	<div><div style="width: 0.52%;">0.52%</div></div>
40.	Charlottesville		163	<div><div style="width: 0.52%;">0.52%</div></div>
41.	Lausanne		161	<div><div style="width: 0.51%;">0.51%</div></div>
42.	Milwaukee		157	<div><div style="width: 0.50%;">0.50%</div></div>
43.	Wroclaw		151	<div><div style="width: 0.48%;">0.48%</div></div>
44.	Tubingen		149	<div><div style="width: 0.47%;">0.47%</div></div>
45.	Madrid		148	<div><div style="width: 0.47%;">0.47%</div></div>
46.	Hangzhou		145	<div><div style="width: 0.46%;">0.46%</div></div>
47.	Munich		144	<div><div style="width: 0.46%;">0.46%</div></div>
48.	Albemarle County		144	<div><div style="width: 0.46%;">0.46%</div></div>
49.	Stockholm		142	<div><div style="width: 0.45%;">0.45%</div></div>
50.	Planegg		141	<div><div style="width: 0.45%;">0.45%</div></div>
51.	Nashville		134	<div><div style="width: 0.42%;">0.42%</div></div>
52.	Brookline Village		130	<div><div style="width: 0.41%;">0.41%</div></div>
53.	Basel		128	<div><div style="width: 0.41%;">0.41%</div></div>
54.	Los Angeles		126	<div><div style="width: 0.40%;">0.40%</div></div>
55.	San Diego		125	<div><div style="width: 0.40%;">0.40%</div></div>
56.	Warsaw		124	<div><div style="width: 0.39%;">0.39%</div></div>
57.	Nottingham		123	<div><div style="width: 0.39%;">0.39%</div></div>
58.	Davis		123	<div><div style="width: 0.39%;">0.39%</div></div>
59.	Mexico City		119	<div><div style="width: 0.38%;">0.38%</div></div>
60.	Seropedica		118	<div><div style="width: 0.37%;">0.37%</div></div>
61.	Madison		115	<div><div style="width: 0.36%;">0.36%</div></div>
62.	Baltimore		112	<div><div style="width: 0.36%;">0.36%</div></div>

63.	Vicosa		108	<div><div style="width: 0.34%;">0.34%</div></div>
64.	Seville		107	<div><div style="width: 0.34%;">0.34%</div></div>
65.	Oxford		107	<div><div style="width: 0.34%;">0.34%</div></div>
66.	Newcastle upon Tyne		106	<div><div style="width: 0.34%;">0.34%</div></div>
67.	Houston		106	<div><div style="width: 0.34%;">0.34%</div></div>
68.	Paris		105	<div><div style="width: 0.33%;">0.33%</div></div>
69.	Plymouth		102	<div><div style="width: 0.32%;">0.32%</div></div>
70.	Brunswick		102	<div><div style="width: 0.32%;">0.32%</div></div>
71.	Vancouver		99	<div><div style="width: 0.31%;">0.31%</div></div>
72.	Hong Kong		99	<div><div style="width: 0.31%;">0.31%</div></div>
73.	Belo Horizonte		96	<div><div style="width: 0.30%;">0.30%</div></div>
74.	Heraklion		94	<div><div style="width: 0.30%;">0.30%</div></div>
75.	Krakow		88	<div><div style="width: 0.28%;">0.28%</div></div>
76.	Prague		85	<div><div style="width: 0.27%;">0.27%</div></div>
77.	New York		84	<div><div style="width: 0.27%;">0.27%</div></div>
78.	Sao Paulo		83	<div><div style="width: 0.26%;">0.26%</div></div>
79.	Pelotas		82	<div><div style="width: 0.26%;">0.26%</div></div>
80.	Bari		82	<div><div style="width: 0.26%;">0.26%</div></div>
81.	Minneapolis		81	<div><div style="width: 0.26%;">0.26%</div></div>
82.	Bunkyo		79	<div><div style="width: 0.25%;">0.25%</div></div>
83.	Opole		79	<div><div style="width: 0.25%;">0.25%</div></div>
84.	Oeiras		79	<div><div style="width: 0.25%;">0.25%</div></div>
85.	Las Cruces		79	<div><div style="width: 0.25%;">0.25%</div></div>
86.	Detmold		76	<div><div style="width: 0.24%;">0.24%</div></div>
87.	Corvallis		74	<div><div style="width: 0.23%;">0.23%</div></div>
88.	Bloomington		71	<div><div style="width: 0.23%;">0.23%</div></div>
89.	Milan		68	<div><div style="width: 0.22%;">0.22%</div></div>
90.	Amsterdam		68	<div><div style="width: 0.22%;">0.22%</div></div>
91.	Pocatello		68	<div><div style="width: 0.22%;">0.22%</div></div>
92.	Sydney		66	<div><div style="width: 0.21%;">0.21%</div></div>
93.	Vienna		65	<div><div style="width: 0.21%;">0.21%</div></div>
94.	Ames		64	<div><div style="width: 0.20%;">0.20%</div></div>
95.	Santiago		63	<div><div style="width: 0.20%;">0.20%</div></div>
96.	Iowa City		63	<div><div style="width: 0.20%;">0.20%</div></div>
97.	Oakland		59	<div><div style="width: 0.19%;">0.19%</div></div>
98.	Chennai		58	<div><div style="width: 0.18%;">0.18%</div></div>
99.	Ithaca		58	<div><div style="width: 0.18%;">0.18%</div></div>
100.	Melbourne		57	<div><div style="width: 0.18%;">0.18%</div></div>
101.	Copenhagen		57	<div><div style="width: 0.18%;">0.18%</div></div>
102.	Egham		57	<div><div style="width: 0.18%;">0.18%</div></div>
103.	Tehran		54	<div><div style="width: 0.17%;">0.17%</div></div>
104.	Cape Town		54	<div><div style="width: 0.17%;">0.17%</div></div>
105.	Perth		53	<div><div style="width: 0.17%;">0.17%</div></div>
106.	Guangzhou		53	<div><div style="width: 0.17%;">0.17%</div></div>

107.	New Delhi		53	<div><div style="width: 0.17%;">0.17%</div></div>
108.	Zurich		52	<div><div style="width: 0.16%;">0.16%</div></div>
109.	Berlin		52	<div><div style="width: 0.16%;">0.16%</div></div>
110.	Aberdeen		52	<div><div style="width: 0.16%;">0.16%</div></div>
111.	Trebon		52	<div><div style="width: 0.16%;">0.16%</div></div>
112.	Sainte-Anne-de-Bellevue		50	<div><div style="width: 0.16%;">0.16%</div></div>
113.	Dijon		50	<div><div style="width: 0.16%;">0.16%</div></div>
114.	Athens		50	<div><div style="width: 0.16%;">0.16%</div></div>
115.	Philadelphia		49	<div><div style="width: 0.16%;">0.16%</div></div>
116.	Brookline		48	<div><div style="width: 0.15%;">0.15%</div></div>
117.	Coimbra		47	<div><div style="width: 0.15%;">0.15%</div></div>
118.	Menlo Park		47	<div><div style="width: 0.15%;">0.15%</div></div>
119.	Rostock		46	<div><div style="width: 0.15%;">0.15%</div></div>
120.	Kuala Lumpur		45	<div><div style="width: 0.14%;">0.14%</div></div>
121.	Baton Rouge		45	<div><div style="width: 0.14%;">0.14%</div></div>
122.	Cambridge		44	<div><div style="width: 0.14%;">0.14%</div></div>
123.	Mount Pleasant		44	<div><div style="width: 0.14%;">0.14%</div></div>
124.	Brisbane		43	<div><div style="width: 0.14%;">0.14%</div></div>
125.	Cincinnati		43	<div><div style="width: 0.14%;">0.14%</div></div>
126.	Koblenz		42	<div><div style="width: 0.13%;">0.13%</div></div>
127.	Ulm		41	<div><div style="width: 0.13%;">0.13%</div></div>
128.	Oberschleissheim		41	<div><div style="width: 0.13%;">0.13%</div></div>
129.	Ghent		40	<div><div style="width: 0.13%;">0.13%</div></div>
130.	Nova Iguacu		40	<div><div style="width: 0.13%;">0.13%</div></div>
131.	Barcelona		40	<div><div style="width: 0.13%;">0.13%</div></div>
132.	Manchester		40	<div><div style="width: 0.13%;">0.13%</div></div>
133.	Novosibirsk		40	<div><div style="width: 0.13%;">0.13%</div></div>
134.	Alameda		39	<div><div style="width: 0.12%;">0.12%</div></div>
135.	Santiago de Compostela		38	<div><div style="width: 0.12%;">0.12%</div></div>
136.	Aveiro		38	<div><div style="width: 0.12%;">0.12%</div></div>
137.	Columbus		38	<div><div style="width: 0.12%;">0.12%</div></div>
138.	Shanghai		37	<div><div style="width: 0.12%;">0.12%</div></div>
139.	Bonn		37	<div><div style="width: 0.12%;">0.12%</div></div>
140.	Burnaby		36	<div><div style="width: 0.11%;">0.11%</div></div>
141.	Glasgow		35	<div><div style="width: 0.11%;">0.11%</div></div>
142.	Hanover		34	<div><div style="width: 0.11%;">0.11%</div></div>
143.	Turin		34	<div><div style="width: 0.11%;">0.11%</div></div>
144.	Kyiv		34	<div><div style="width: 0.11%;">0.11%</div></div>
145.	Bethesda		34	<div><div style="width: 0.11%;">0.11%</div></div>
146.	Mar del Plata		33	<div><div style="width: 0.10%;">0.10%</div></div>
147.	Salvador		33	<div><div style="width: 0.10%;">0.10%</div></div>
148.	Tainan City		33	<div><div style="width: 0.10%;">0.10%</div></div>
149.	Mountain View		33	<div><div style="width: 0.10%;">0.10%</div></div>
150.	Atlanta		33	<div><div style="width: 0.10%;">0.10%</div></div>

151.	Peoria		33	0.10%
152.	Hyderabad		32	0.10%
153.	Bengaluru		32	0.10%
154.	Utrecht		32	0.10%
155.	San Jose		32	0.10%
156.	Urbana		32	0.10%
157.	College Station		31	0.10%
158.	Gainesville		30	0.10%
159.	Wolfenbuttel		29	0.09%
160.	Worcester		29	0.09%
161.	Leeds		28	0.09%
162.	Washington		28	0.09%
163.	Chapel Hill		28	0.09%
164.	Pittsburgh		28	0.09%
165.	Buenos Aires		27	0.09%
166.	Pilsen		27	0.09%
167.	Hamburg		27	0.09%
168.	Hilden		27	0.09%
169.	Cordeiropolis		27	0.09%
170.	Heidelberg		26	0.08%
171.	Helsinki		26	0.08%
172.	Porto		26	0.08%
173.	Pleasanton		26	0.08%
174.	Evanston		26	0.08%
175.	Itabuna		25	0.08%
176.	Fortaleza		25	0.08%
177.	Vigo		25	0.08%
178.	Dublin		25	0.08%
179.	Nowa Huta		25	0.08%
180.	Barreiro		25	0.08%
181.	Lewisburg		25	0.08%
182.	Laval		24	0.08%
183.	Sheffield		24	0.08%
184.	Oslo		24	0.08%
185.	Ottawa		23	0.07%
186.	Julich		23	0.07%
187.	New Orleans		23	0.07%
188.	Adelaide		22	0.07%
189.	Auckland		22	0.07%
190.	Beja		22	0.07%
191.	Sintra		22	0.07%
192.	Hercules		22	0.07%
193.	Athens		22	0.07%
194.	Skokie		22	0.07%

195.	Portland		22	0.07%
196.	Frankfurt		21	0.07%
197.	Edinburgh		21	0.07%
198.	Ljubljana		21	0.07%
199.	Uppsala		21	0.07%
200.	Brisbane		21	0.07%
201.	New Haven		21	0.07%
202.	Tifton		21	0.07%
203.	Sofia		20	0.06%
204.	Gottingen		20	0.06%
205.	Rome		20	0.06%
206.	Seoul		20	0.06%
207.	Miami		20	0.06%
208.	Oxford		20	0.06%
209.	Edmonton		19	0.06%
210.	Cologne		19	0.06%
211.	Lyon		19	0.06%
212.	Ann Arbor		19	0.06%
213.	Botucatu		18	0.06%
214.	Frederiksberg		18	0.06%
215.	Poitiers		18	0.06%
216.	Leiden		18	0.06%
217.	Sarasota		18	0.06%
218.	Raleigh		18	0.06%
219.	Port Orchard		18	0.06%
220.	Pullman		18	0.06%
221.	Kaunas		18	0.06%
222.	Aarhus		17	0.05%
223.	Bangkok		17	0.05%
224.	Little Rock		17	0.05%
225.	Albany		17	0.05%
226.	Country Club		17	0.05%
227.	State College		17	0.05%
228.	Memphis		17	0.05%
229.	Austin		17	0.05%
230.	Birmingham		16	0.05%
231.	Pune		16	0.05%
232.	Rehovot		16	0.05%
233.	Cuernavaca		16	0.05%
234.	Wageningen		16	0.05%
235.	Groningen		16	0.05%
236.	Istanbul		16	0.05%
237.	Durham		16	0.05%
238.	Albuquerque		16	0.05%

239.	Cleveland		16	0.05%
240.	Petrolina		16	0.05%
241.	Porto Alegre		15	0.05%
242.	Presidente Prudente		15	0.05%
243.	Havana		15	0.05%
244.	Montpellier		15	0.05%
245.	Toulouse		15	0.05%
246.	Marseille		15	0.05%
247.	Okayama		15	0.05%
248.	Eindhoven		15	0.05%
249.	Porto Salvo		15	0.05%
250.	Los Altos		15	0.05%
251.	Germantown		15	0.05%
252.	Buffalo		15	0.05%
253.	Jining		15	0.05%
254.	Druid Hills		15	0.05%
255.	Leuven		14	0.04%
256.	Ledeberg		14	0.04%
257.	Ribeirao Preto		14	0.04%
258.	London		14	0.04%
259.	Gottlieben		14	0.04%
260.	Huzhou		14	0.04%
261.	Karlsruhe		14	0.04%
262.	Jaen		14	0.04%
263.	Murcia		14	0.04%
264.	Pamplona		14	0.04%
265.	Bristol		14	0.04%
266.	Exeter		14	0.04%
267.	Padua		14	0.04%
268.	Shinjuku		14	0.04%
269.	Faro		14	0.04%
270.	Orebro		14	0.04%
271.	Fort Collins		14	0.04%
272.	Tampa		14	0.04%
273.	Salt Lake City		14	0.04%
274.	Rosario		13	0.04%
275.	Goiania		13	0.04%
276.	Recife		13	0.04%
277.	Xiamen		13	0.04%
278.	Stuttgart		13	0.04%
279.	Jena		13	0.04%
280.	Lyngby		13	0.04%
281.	Zaragoza		13	0.04%
282.	Leicester		13	0.04%

283.	Mumbai		13	0.04%
284.	Tel Aviv-Yafo		13	0.04%
285.	Mayaguez		13	0.04%
286.	San Mateo		13	0.04%
287.	Newark		13	0.04%
288.	Clemson		13	0.04%
289.	Dubai		12	0.04%
290.	Santa Maria		12	0.04%
291.	Piracicaba		12	0.04%
292.	Saskatoon		12	0.04%
293.	Halle (Saale)		12	0.04%
294.	Cairo		12	0.04%
295.	Kajang		12	0.04%
296.	Solna		12	0.04%
297.	San Lorenzo		12	0.04%
298.	Somerville		12	0.04%
299.	Calgary		11	0.03%
300.	Hamilton		11	0.03%
301.	Bern		11	0.03%
302.	Wuhan		11	0.03%
303.	Aachen		11	0.03%
304.	Tours		11	0.03%
305.	Modena		11	0.03%
306.	Siena		11	0.03%
307.	Kyoto		11	0.03%
308.	Torun		11	0.03%
309.	Neihu District		11	0.03%
310.	Johnston		11	0.03%
311.	College Park		11	0.03%
312.	Bellevue		11	0.03%
313.	Florianopolis		10	0.03%
314.	Baker Lake		10	0.03%
315.	Potsdam		10	0.03%
316.	Mannheim		10	0.03%
317.	Regensburg		10	0.03%
318.	La Rochelle		10	0.03%
319.	Jerusalem		10	0.03%
320.	Daejeon		10	0.03%
321.	Gdansk		10	0.03%
322.	Katowice		10	0.03%
323.	Szczecin		10	0.03%
324.	Amadora		10	0.03%
325.	Almada		10	0.03%
326.	Jeddah		10	0.03%

327.	Burlingame		10	0.03%
328.	Santa Clara		10	0.03%
329.	Boulder		10	0.03%
330.	Denver		10	0.03%
331.	Hagerstown		10	0.03%
332.	Elm Grove		10	0.03%
333.	Contagem		10	0.03%
334.	Lachine		9	0.03%
335.	Medellin		9	0.03%
336.	Olomouc		9	0.03%
337.	Giessen		9	0.03%
338.	Le Kremlin-Bicetre		9	0.03%
339.	Angers		9	0.03%
340.	Liverpool		9	0.03%
341.	Cork		9	0.03%
342.	Dunedin		9	0.03%
343.	Bucharest		9	0.03%
344.	Ankara		9	0.03%
345.	Carlsbad		9	0.03%
346.	Aurora		9	0.03%
347.	Oviedo		9	0.03%
348.	West Lafayette		9	0.03%
349.	Milton		9	0.03%
350.	Beltsville		9	0.03%
351.	Lincoln		9	0.03%
352.	Getzville		9	0.03%
353.	Dallas		9	0.03%
354.	Morgantown		9	0.03%
355.	Pretoria		9	0.03%
356.	Londrina		8	0.03%
357.	Rio Claro		8	0.03%
358.	Outremont		8	0.03%
359.	Wurzburg		8	0.03%
360.	Gifhorn		8	0.03%
361.	Dusseldorf		8	0.03%
362.	Cordoba		8	0.03%
363.	Linares		8	0.03%
364.	Valencia		8	0.03%
365.	Strasbourg		8	0.03%
366.	York		8	0.03%
367.	Dundee		8	0.03%
368.	Thiruvananthapuram		8	0.03%
369.	Trento		8	0.03%

370.	Panama		8	0.03%
371.	Braga		8	0.03%
372.	Torres Vedras		8	0.03%
373.	Saint Petersburg		8	0.03%
374.	Riyadh		8	0.03%
375.	Cupertino		8	0.03%
376.	Emeryville		8	0.03%
377.	Hayward		8	0.03%
378.	Irvine		8	0.03%
379.	Decatur		8	0.03%
380.	Manhattan		8	0.03%
381.	Lexington		8	0.03%
382.	Monroe		8	0.03%
383.	Detroit		8	0.03%
384.	Kansas City		8	0.03%
385.	St. Louis		8	0.03%
386.	Syracuse		8	0.03%
387.	East Sparta		8	0.03%
388.	Bellaire		8	0.03%
389.	Richmond		8	0.03%
390.	Bandar Baru Bangi		8	0.03%
391.	Abu Dhabi		7	0.02%
392.	La Plata		7	0.02%
393.	Canberra		7	0.02%
394.	Natal		7	0.02%
395.	Sao Jose dos Campos		7	0.02%
396.	Richmond		7	0.02%
397.	Bremen		7	0.02%
398.	Leon		7	0.02%
399.	Getafe		7	0.02%
400.	Tampere		7	0.02%
401.	Turku		7	0.02%
402.	Huddersfield		7	0.02%
403.	Norwich		7	0.02%
404.	Londonderry		7	0.02%
405.	Kolkata		7	0.02%
406.	Be'er Sheva		7	0.02%
407.	Reggio Emilia		7	0.02%
408.	Tsukuba		7	0.02%
409.	Manila		7	0.02%
410.	Lodz		7	0.02%
411.	Lund		7	0.02%
412.	Montevideo		7	0.02%
413.	Beverly Hills		7	0.02%

414.	Boulder Creek		7	0.02%
415.	Redwood City		7	0.02%
416.	Orlando		7	0.02%
417.	Honolulu		7	0.02%
418.	Indianapolis		7	0.02%
419.	Bluffton		7	0.02%
420.	Johannesburg		7	0.02%
421.	Nilopolis		7	0.02%
422.	Bergen		7	0.02%
423.	Shepparton		6	0.02%
424.	Graz		6	0.02%
425.	Vitoria da Conquista		6	0.02%
426.	Belem		6	0.02%
427.	Niteroi		6	0.02%
428.	Limeira		6	0.02%
429.	Kelowna		6	0.02%
430.	Winnipeg		6	0.02%
431.	Guelph		6	0.02%
432.	Ecublens		6	0.02%
433.	Providencia		6	0.02%
434.	Jinan		6	0.02%
435.	Marburg		6	0.02%
436.	Munster		6	0.02%
437.	Mainz		6	0.02%
438.	Granada		6	0.02%
439.	Vanves		6	0.02%
440.	Royal Borough of Kensington and Chelsea		6	0.02%
441.	Ahmedabad		6	0.02%
442.	Chandigarh		6	0.02%
443.	Givatayim		6	0.02%
444.	Florence		6	0.02%
445.	Palermo		6	0.02%
446.	Trieste		6	0.02%
447.	Osaka		6	0.02%
448.	Fukuoka		6	0.02%
449.	Temirtau		6	0.02%
450.	Vilnius		6	0.02%
451.	Nijmegen		6	0.02%
452.	Yaroslavl		6	0.02%
453.	Umea		6	0.02%
454.	Gothenburg		6	0.02%
455.	Tucson		6	0.02%
456.	Pasadena		6	0.02%
457.	Sacramento		6	0.02%

458.	South San Francisco		6	0.02%
459.	Miami Beach		6	0.02%
460.	Tallahassee		6	0.02%
461.	Andover		6	0.02%
462.	Arlington		6	0.02%
463.	Wellesley		6	0.02%
464.	Gaithersburg		6	0.02%
465.	Rochester		6	0.02%
466.	Oxford		6	0.02%
467.	Missoula		6	0.02%
468.	Carrboro		6	0.02%
469.	Manhasset		6	0.02%
470.	Athens		6	0.02%
471.	Lakewood		6	0.02%
472.	Wooster		6	0.02%
473.	Eugene		6	0.02%
474.	Bothell		6	0.02%
475.	Hanoi		6	0.02%
476.	Ho Chi Minh City		6	0.02%
477.	Maringa		6	0.02%
478.	Coimbra District		6	0.02%
479.	Jammu		6	0.02%
480.	Geelong		5	0.02%
481.	Antwerp		5	0.02%
482.	Dhaka		5	0.02%
483.	Santos		5	0.02%
484.	Victoria		5	0.02%
485.	Kingston		5	0.02%
486.	Pointe-Claire		5	0.02%
487.	Quebec City		5	0.02%
488.	Renens		5	0.02%
489.	Suzhou		5	0.02%
490.	Chongqing		5	0.02%
491.	Erlangen		5	0.02%
492.	Magdeburg		5	0.02%
493.	Santo Domingo		5	0.02%
494.	Quito		5	0.02%
495.	Sabadell		5	0.02%
496.	Beeston		5	0.02%
497.	Bournemouth		5	0.02%
498.	Cardiff		5	0.02%
499.	Zagreb		5	0.02%
500.	Bandung		5	0.02%
501.	Lucknow		5	0.02%

502.	Genoa		5	0.02%
503.	Pisa		5	0.02%
504.	Monaco-Ville		5	0.02%
505.	Petaling Jaya		5	0.02%
506.	Calabar		5	0.02%
507.	Lagos		5	0.02%
508.	Bergen		5	0.02%
509.	Christchurch		5	0.02%
510.	La Victoria		5	0.02%
511.	Vila Nova de Famalicao		5	0.02%
512.	Belmont		5	0.02%
513.	Monterey		5	0.02%
514.	Union City		5	0.02%
515.	Farmington		5	0.02%
516.	Des Moines		5	0.02%
517.	Boise		5	0.02%
518.	Hines		5	0.02%
519.	Granger		5	0.02%
520.	Shrewsbury		5	0.02%
521.	Frederick		5	0.02%
522.	Rockville		5	0.02%
523.	Grand Rapids		5	0.02%
524.	Omaha		5	0.02%
525.	Las Vegas		5	0.02%
526.	Stillwater		5	0.02%
527.	Danville		5	0.02%
528.	Providence		5	0.02%
529.	Aiken		5	0.02%
530.	Irmo		5	0.02%
531.	North Myrtle Beach		5	0.02%
532.	Provo		5	0.02%
533.	Puyallup		5	0.02%
534.	Entroncamento		5	0.02%
535.	Vasco da Gama		5	0.02%
536.	Duxbury		5	0.02%
537.	Athens		5	0.02%
538.	Cordoba		4	0.01%
539.	Lommel		4	0.01%
540.	Jumet		4	0.01%
541.	Vitoria		4	0.01%
542.	Cabo Frio		4	0.01%
543.	Macaé		4	0.01%
544.	Joinville		4	0.01%
545.	Osasco		4	0.01%

546.	Sao Carlos		4	0.01%
547.	Sorocaba		4	0.01%
548.	Geneva		4	0.01%
549.	Valparaiso		4	0.01%
550.	Xuzhou		4	0.01%
551.	Shenzhen		4	0.01%
552.	Chengdu		4	0.01%
553.	Xi'an		4	0.01%
554.	Porici nad Sazavou		4	0.01%
555.	Germering		4	0.01%
556.	Dresden		4	0.01%
557.	Palma		4	0.01%
558.	Salamanca		4	0.01%
559.	Tartu		4	0.01%
560.	Bordeaux		4	0.01%
561.	Rennes		4	0.01%
562.	Nantes		4	0.01%
563.	Harpenden		4	0.01%
564.	Budapest		4	0.01%
565.	Debrecen		4	0.01%
566.	Surabaya		4	0.01%
567.	Guwahati		4	0.01%
568.	Anand		4	0.01%
569.	Mysuru		4	0.01%
570.	Nagpur		4	0.01%
571.	Galway		4	0.01%
572.	Haifa		4	0.01%
573.	Bergamo		4	0.01%
574.	Bologna		4	0.01%
575.	Pavia		4	0.01%
576.	Ravenna		4	0.01%
577.	Salerno		4	0.01%
578.	Loano		4	0.01%
579.	Tsu		4	0.01%
580.	Matsuyama		4	0.01%
581.	Colombo		4	0.01%
582.	Macau		4	0.01%
583.	Casablanca		4	0.01%
584.	La Paz		4	0.01%
585.	Kuching		4	0.01%
586.	Wellington		4	0.01%
587.	Islamabad		4	0.01%
588.	Karachi		4	0.01%
589.	Lahore		4	0.01%

590.	Olsztynek		4	0.01%
591.	Linda-a-Velha		4	0.01%
592.	Paco de Arcos		4	0.01%
593.	Timisoara		4	0.01%
594.	Ulyanovsk		4	0.01%
595.	Bratislava		4	0.01%
596.	Kosice		4	0.01%
597.	Lomma		4	0.01%
598.	Izmir		4	0.01%
599.	Phoenix		4	0.01%
600.	Perris		4	0.01%
601.	Richmond		4	0.01%
602.	Sunnyvale		4	0.01%
603.	Winter Park		4	0.01%
604.	Hillside		4	0.01%
605.	Mandeville		4	0.01%
606.	Amherst		4	0.01%
607.	Belmont		4	0.01%
608.	Brighton		4	0.01%
609.	Waltham		4	0.01%
610.	Columbia		4	0.01%
611.	Albany		4	0.01%
612.	Oklahoma City		4	0.01%
613.	Beaverton		4	0.01%
614.	Little Elm		4	0.01%
615.	San Antonio		4	0.01%
616.	Blacksburg		4	0.01%
617.	Gig Harbor		4	0.01%
618.	Franklin		4	0.01%
619.	Nis		4	0.01%
620.	Sandton		4	0.01%
621.	Minato		4	0.01%
622.	Seri Kembangan		4	0.01%
623.	Duque de Caxias		4	0.01%
624.	Luziania		4	0.01%
625.	Mesquita		4	0.01%
626.	Ramenskoye		4	0.01%
627.	Zamora		4	0.01%
628.	Acerra		4	0.01%
629.	University City		4	0.01%
630.	Tirana		3	0.01%
631.	Armidale		3	0.01%
632.	Ballarat		3	0.01%

633.	Wiener Neustadt		3	0.01%
634.	Salzburg		3	0.01%
635.	Brussels		3	0.01%
636.	Wilrijk		3	0.01%
637.	Limal		3	0.01%
638.	Merelbeke		3	0.01%
639.	Vila Velha		3	0.01%
640.	Uberlandia		3	0.01%
641.	Campo Grande		3	0.01%
642.	Mossoro		3	0.01%
643.	Franca		3	0.01%
644.	Sao Bernardo do Campo		3	0.01%
645.	St. John's		3	0.01%
646.	Halifax		3	0.01%
647.	Oakville		3	0.01%
648.	Richmond Hill		3	0.01%
649.	Scarborough		3	0.01%
650.	Dollard-Des Ormeaux		3	0.01%
651.	Sillery		3	0.01%
652.	Westmount		3	0.01%
653.	Winterthur		3	0.01%
654.	Yangzhou		3	0.01%
655.	Jiaxing		3	0.01%
656.	Liaocheng		3	0.01%
657.	Zhengzhou		3	0.01%
658.	Cali		3	0.01%
659.	Pribram		3	0.01%
660.	Bremerhaven		3	0.01%
661.	Rottenburg		3	0.01%
662.	Nuremberg		3	0.01%
663.	Bad Hersfeld		3	0.01%
664.	Monchengladbach		3	0.01%
665.	Monheim am Rhein		3	0.01%
666.	Kiel		3	0.01%
667.	Randers		3	0.01%
668.	Guayaquil		3	0.01%
669.	Ambato		3	0.01%
670.	El Prat de Llobregat		3	0.01%
671.	Lleida		3	0.01%
672.	Pontevedra		3	0.01%
673.	Oviedo		3	0.01%
674.	Evry		3	0.01%
675.	Villejuif		3	0.01%
676.	Villeurbanne		3	0.01%

677.	Bath		3	0.01%
678.	Loughborough		3	0.01%
679.	Southampton		3	0.01%
680.	Stoke-on-Trent		3	0.01%
681.	Sutton Courtenay		3	0.01%
682.	Winnersh		3	0.01%
683.	Coleraine		3	0.01%
684.	Lurgan		3	0.01%
685.	Madiun		3	0.01%
686.	Jakarta		3	0.01%
687.	Yogyakarta		3	0.01%
688.	Indore		3	0.01%
689.	Limerick		3	0.01%
690.	Shiraz		3	0.01%
691.	Baghdad		3	0.01%
692.	Petah Tikva		3	0.01%
693.	Avellino		3	0.01%
694.	Benevento		3	0.01%
695.	Catania		3	0.01%
696.	Parma		3	0.01%
697.	Vicenza		3	0.01%
698.	Yokohama		3	0.01%
699.	Kanazawa		3	0.01%
700.	Gifu		3	0.01%
701.	Kurashiki		3	0.01%
702.	Astana		3	0.01%
703.	Phnom Penh		3	0.01%
704.	Irapuato		3	0.01%
705.	Guadalajara		3	0.01%
706.	Toluca		3	0.01%
707.	Ulaanbaatar		3	0.01%
708.	Maastricht		3	0.01%
709.	Breda		3	0.01%
710.	Heesch		3	0.01%
711.	Deventer		3	0.01%
712.	The Hague		3	0.01%
713.	Quezon City		3	0.01%
714.	Gliwice		3	0.01%
715.	Guimaraes		3	0.01%
716.	Linkoping		3	0.01%
717.	Auburn		3	0.01%
718.	Birmingham		3	0.01%
719.	Cypress		3	0.01%
720.	Duarte		3	0.01%

721.	El Sobrante		3	0.01%
722.	San Bernardino		3	0.01%
723.	Santa Barbara		3	0.01%
724.	Santa Monica		3	0.01%
725.	Saratoga		3	0.01%
726.	Walnut Creek		3	0.01%
727.	Colorado Springs		3	0.01%
728.	St. Petersburg		3	0.01%
729.	Augusta		3	0.01%
730.	Berkeley		3	0.01%
731.	Champaign		3	0.01%
732.	Maywood		3	0.01%
733.	Westchester		3	0.01%
734.	Fishers		3	0.01%
735.	Kansas City		3	0.01%
736.	Framingham		3	0.01%
737.	Gloucester		3	0.01%
738.	Derwood		3	0.01%
739.	Portland		3	0.01%
740.	East Lansing		3	0.01%
741.	Chaska		3	0.01%
742.	Saint Paul		3	0.01%
743.	Jackson		3	0.01%
744.	Starkville		3	0.01%
745.	Cary		3	0.01%
746.	Charlotte		3	0.01%
747.	Kannapolis		3	0.01%
748.	Winston-Salem		3	0.01%
749.	Princeton		3	0.01%
750.	Toledo		3	0.01%
751.	Norman		3	0.01%
752.	Logan		3	0.01%
753.	West Jordan		3	0.01%
754.	Alexandria		3	0.01%
755.	Ashburn		3	0.01%
756.	Oakton		3	0.01%
757.	Burlington		3	0.01%
758.	Friday Harbor		3	0.01%
759.	Redmond		3	0.01%
760.	Middleton		3	0.01%
761.	Osceola		3	0.01%
762.	Huntington		3	0.01%
763.	Valencia		3	0.01%

764.	Maracaibo		3	0.01%
765.	Belgrade		3	0.01%
766.	Hatfield		3	0.01%
767.	Zhunán Township		3	0.01%
768.	Kobylka		3	0.01%
769.	Nysa		3	0.01%
770.	Ya'an		3	0.01%
771.	Navi Mumbai		3	0.01%
772.	Taichung City		3	0.01%
773.	Trondheim		3	0.01%
774.	Creve Coeur		3	0.01%
775.	North Bethesda		3	0.01%
776.	North Decatur		3	0.01%
777.	Wauwatosa		3	0.01%
778.	Karabuk		3	0.01%
779.	Ljubljana		3	0.01%
780.	Corrientes		2	0.01%
781.	Villach		2	0.01%
782.	Innsbruck		2	0.01%
783.	Etterbeek		2	0.01%
784.	Hasselt		2	0.01%
785.	Charleroi		2	0.01%
786.	Gosselies		2	0.01%
787.	Liege		2	0.01%
788.	Plovdiv		2	0.01%
789.	Nuestra Señora de La Paz		2	0.01%
790.	Manaus		2	0.01%
791.	Joao Pessoa		2	0.01%
792.	Teresina		2	0.01%
793.	Cascavel		2	0.01%
794.	Canoas		2	0.01%
795.	Caxias do Sul		2	0.01%
796.	Rio Grande		2	0.01%
797.	Chapeco		2	0.01%
798.	Criciúma		2	0.01%
799.	Aracaju		2	0.01%
800.	Bauru		2	0.01%
801.	Bragança Paulista		2	0.01%
802.	Jundiaí		2	0.01%
803.	Santo André		2	0.01%
804.	São Vicente		2	0.01%
805.	Seria		2	0.01%
806.	Kamloops		2	0.01%
807.	Burlington		2	0.01%

808.	Kitchener		2	0.01%
809.	North York		2	0.01%
810.	Thunder Bay		2	0.01%
811.	Vaughan		2	0.01%
812.	Woodbridge		2	0.01%
813.	Sherbrooke		2	0.01%
814.	Frick		2	0.01%
815.	Oltigen		2	0.01%
816.	Fribourg		2	0.01%
817.	Prilly		2	0.01%
818.	Temuco		2	0.01%
819.	Concepcion		2	0.01%
820.	Tianjin		2	0.01%
821.	Shijiazhuang		2	0.01%
822.	Hohhot		2	0.01%
823.	Dalian		2	0.01%
824.	Harbin		2	0.01%
825.	Changzhou		2	0.01%
826.	Wuxi		2	0.01%
827.	Hefei		2	0.01%
828.	Huanggang		2	0.01%
829.	Changsha		2	0.01%
830.	Dongguan		2	0.01%
831.	Deyang		2	0.01%
832.	Bogota		2	0.01%
833.	San Jose		2	0.01%
834.	Ceske Budejovice		2	0.01%
835.	Brno		2	0.01%
836.	Vyskov		2	0.01%
837.	Furstenwalde		2	0.01%
838.	Teltow		2	0.01%
839.	Lorrach		2	0.01%
840.	Darmstadt		2	0.01%
841.	Bochum		2	0.01%
842.	Dortmund		2	0.01%
843.	Lubeck		2	0.01%
844.	Leipzig		2	0.01%
845.	Hvidovre		2	0.01%
846.	Soborg		2	0.01%
847.	Vedbaek		2	0.01%
848.	Roskilde		2	0.01%
849.	Odense		2	0.01%
850.	Viborg		2	0.01%
851.	Santiago De Los Caballeros		2	0.01%

852.	Cuenca		2	0.01%
853.	Alicante		2	0.01%
854.	Badalona		2	0.01%
855.	Ciudad Real		2	0.01%
856.	Girona		2	0.01%
857.	A Coruna		2	0.01%
858.	Parnu		2	0.01%
859.	Addis Ababa		2	0.01%
860.	Ferrette		2	0.01%
861.	Lingolsheim		2	0.01%
862.	Autun		2	0.01%
863.	Reims		2	0.01%
864.	Lens		2	0.01%
865.	Grenoble		2	0.01%
866.	Coventry		2	0.01%
867.	Didcot		2	0.01%
868.	Gloucester		2	0.01%
869.	Kenilworth		2	0.01%
870.	Lancaster		2	0.01%
871.	Lechlade		2	0.01%
872.	Mansfield		2	0.01%
873.	Newcastle-under-Lyme		2	0.01%
874.	Petersfield		2	0.01%
875.	Rotherham		2	0.01%
876.	Slough		2	0.01%
877.	Sutton		2	0.01%
878.	Swindon		2	0.01%
879.	Warwick		2	0.01%
880.	Perth		2	0.01%
881.	Renfrew		2	0.01%
882.	Saint Andrews		2	0.01%
883.	Aberystwyth		2	0.01%
884.	Tbilisi		2	0.01%
885.	Patras		2	0.01%
886.	Thessaloniki		2	0.01%
887.	Nikaia		2	0.01%
888.	Szekesfehervar		2	0.01%
889.	Pekanbaru		2	0.01%
890.	Gurgaon		2	0.01%
891.	Mahape		2	0.01%
892.	Madurai		2	0.01%
893.	Dundalk		2	0.01%
894.	Tabriz		2	0.01%
895.	Karaj		2	0.01%

896.	Chieti		2	0.01%
897.	Sassari		2	0.01%
898.	Savona		2	0.01%
899.	Grugliasco		2	0.01%
900.	Treviso		2	0.01%
901.	Udine		2	0.01%
902.	Verona		2	0.01%
903.	Viterbo		2	0.01%
904.	Amã		2	0.01%
905.	Hirosaki		2	0.01%
906.	Chiba		2	0.01%
907.	Kisarazu		2	0.01%
908.	Meguro		2	0.01%
909.	Setagaya		2	0.01%
910.	Sagamihara		2	0.01%
911.	Toyama		2	0.01%
912.	Nisshin		2	0.01%
913.	Kuwana		2	0.01%
914.	Suita		2	0.01%
915.	Nagasaki		2	0.01%
916.	Kumamoto		2	0.01%
917.	Nairobi		2	0.01%
918.	Busan		2	0.01%
919.	Luxembourg City		2	0.01%
920.	Agadir		2	0.01%
921.	Tepic		2	0.01%
922.	Monterrey		2	0.01%
923.	Cancun		2	0.01%
924.	Hermosillo		2	0.01%
925.	Skopje		2	0.01%
926.	Ipoh		2	0.01%
927.	Shah Alam		2	0.01%
928.	George Town		2	0.01%
929.	Joure		2	0.01%
930.	Arnhem		2	0.01%
931.	Zaltbommel		2	0.01%
932.	Delfzijl		2	0.01%
933.	Enschede		2	0.01%
934.	Hamar		2	0.01%
935.	Palmerston North		2	0.01%
936.	Santiago de Surco		2	0.01%
937.	Cebu City		2	0.01%
938.	Makati		2	0.01%
939.	Cagayan de Oro		2	0.01%

940.	Pasig		2	0.01%
941.	Castelo Branco		2	0.01%
942.	Figueira da Foz		2	0.01%
943.	Alges		2	0.01%
944.	Alverca do Ribatejo		2	0.01%
945.	Queluz		2	0.01%
946.	Vila Nova de Gaia		2	0.01%
947.	Tomar		2	0.01%
948.	Palmela		2	0.01%
949.	Saint Denis		2	0.01%
950.	Karlstad		2	0.01%
951.	Mueang Chiang Mai District		2	0.01%
952.	Antalya		2	0.01%
953.	Bursa		2	0.01%
954.	Hua-Lien		2	0.01%
955.	Sanzhong District		2	0.01%
956.	New Taipei City		2	0.01%
957.	Fairbanks		2	0.01%
958.	North Little Rock		2	0.01%
959.	Tempe		2	0.01%
960.	Camarillo		2	0.01%
961.	Campbell		2	0.01%
962.	Millbrae		2	0.01%
963.	Montara		2	0.01%
964.	Moss Landing		2	0.01%
965.	Ontario		2	0.01%
966.	Rodeo		2	0.01%
967.	San Rafael		2	0.01%
968.	Santa Cruz		2	0.01%
969.	Westminster		2	0.01%
970.	Wilmington		2	0.01%
971.	Auburndale		2	0.01%
972.	Jupiter		2	0.01%
973.	Melbourne		2	0.01%
974.	Carbondale		2	0.01%
975.	Collinsville		2	0.01%
976.	Elmwood Park		2	0.01%
977.	Highland Park		2	0.01%
978.	Lincolnwood		2	0.01%
979.	North Chicago		2	0.01%
980.	Schaumburg		2	0.01%
981.	Notre Dame		2	0.01%
982.	Lawrence		2	0.01%
983.	Houma		2	0.01%

984.	Jamaica Plain		2	0.01%
985.	North Dartmouth		2	0.01%
986.	Watertown		2	0.01%
987.	Columbia		2	0.01%
988.	Garrett Park		2	0.01%
989.	Laurel		2	0.01%
990.	Silver Spring		2	0.01%
991.	Lewiston		2	0.01%
992.	Livonia		2	0.01%
993.	Valley Park		2	0.01%
994.	Bozeman		2	0.01%
995.	Kernersville		2	0.01%
996.	Morrisville		2	0.01%
997.	Hanover		2	0.01%
998.	New Brunswick		2	0.01%
999.	Newark		2	0.01%
1000.	Raritan		2	0.01%
1001.	Ridgefield		2	0.01%
1002.	Wayne		2	0.01%
1003.	Elmsford		2	0.01%
1004.	Rochester		2	0.01%
1005.	Stony Brook		2	0.01%
1006.	Boardman		2	0.01%
1007.	North Wales		2	0.01%
1008.	Greenville		2	0.01%
1009.	Hardeeville		2	0.01%
1010.	Franklin		2	0.01%
1011.	Hendersonville		2	0.01%
1012.	Knoxville		2	0.01%
1013.	Arlington		2	0.01%
1014.	Carrollton		2	0.01%
1015.	El Paso		2	0.01%
1016.	Galveston		2	0.01%
1017.	Lubbock		2	0.01%
1018.	Plano		2	0.01%
1019.	Draper		2	0.01%
1020.	Arlington		2	0.01%
1021.	Gloucester Point		2	0.01%
1022.	Manassas		2	0.01%
1023.	McLean		2	0.01%
1024.	Midlothian		2	0.01%
1025.	Norfolk		2	0.01%
1026.	Vienna		2	0.01%
1027.	Manchester		2	0.01%

1028.	Sammamish		2	0.01%
1029.	Spokane		2	0.01%
1030.	Tacoma		2	0.01%
1031.	Vancouver		2	0.01%
1032.	Caracas		2	0.01%
1033.	Novi Sad		2	0.01%
1034.	Kermanshah		2	0.01%
1035.	Banha		2	0.01%
1036.	Duitama		2	0.01%
1037.	Putrajaya		2	0.01%
1038.	Belford Roxo		2	0.01%
1039.	Bento Goncalves		2	0.01%
1040.	Guaratingueta		2	0.01%
1041.	Jacarei		2	0.01%
1042.	Lages		2	0.01%
1043.	Palmas		2	0.01%
1044.	Sao Jose		2	0.01%
1045.	Sanya		2	0.01%
1046.	Aligarh		2	0.01%
1047.	Pimpri-Chinchwad		2	0.01%
1048.	Guishan District		2	0.01%
1049.	Lillehammer		2	0.01%
1050.	Uhldingen-Muhlhofen		2	0.01%
1051.	Molins de Rei		2	0.01%
1052.	Dibrugarh		2	0.01%
1053.	Castellammare di Stabia		2	0.01%
1054.	Fratтамaggiore		2	0.01%
1055.	Warmenhuizen		2	0.01%
1056.	Minxiong Township		2	0.01%
1057.	Coral Gables		2	0.01%
1058.	Dunwoody		2	0.01%
1059.	Eagan		2	0.01%
1060.	Ipswich		2	0.01%
1061.	Los Altos Hills		2	0.01%
1062.	Paradise		2	0.01%
1063.	Saint Andrews		2	0.01%
1064.	Taylorsville		2	0.01%
1065.	Calamba		2	0.01%
1066.	Oranjestad		1	0.00%
1067.	Tandil		1	0.00%
1068.	Santa Fe		1	0.00%
1069.	Comodoro Rivadavia		1	0.00%
1070.	Yerevan		1	0.00%
1071.	Wollongong		1	0.00%

1072.	Hobart		1	0.00%
1073.	Klosterneuburg		1	0.00%
1074.	Baku		1	0.00%
1075.	Ixelles		1	0.00%
1076.	Jette		1	0.00%
1077.	Uccle		1	0.00%
1078.	Woluwe-Saint-Lambert		1	0.00%
1079.	Borgerhout		1	0.00%
1080.	Geel		1	0.00%
1081.	Herentals		1	0.00%
1082.	Lier		1	0.00%
1083.	Mechelen		1	0.00%
1084.	Mol		1	0.00%
1085.	Sint-Amands		1	0.00%
1086.	Keerbergen		1	0.00%
1087.	Tienen		1	0.00%
1088.	Oudenaarde		1	0.00%
1089.	Temse		1	0.00%
1090.	Zwijnaarde		1	0.00%
1091.	Wavre		1	0.00%
1092.	Mons		1	0.00%
1093.	Ouagadougou		1	0.00%
1094.	Veliko Tarnovo		1	0.00%
1095.	Vratsa		1	0.00%
1096.	Ruse		1	0.00%
1097.	Tuzla		1	0.00%
1098.	Minsk		1	0.00%
1099.	Vitsyebsk		1	0.00%
1100.	Belize City		1	0.00%
1101.	Cochabamba		1	0.00%
1102.	Feira de Santana		1	0.00%
1103.	Itapetinga		1	0.00%
1104.	Juazeiro do Norte		1	0.00%
1105.	Sobral		1	0.00%
1106.	Serra		1	0.00%
1107.	Sao Luis		1	0.00%
1108.	Itajuba		1	0.00%
1109.	Teofilo Otoni		1	0.00%
1110.	Uberaba		1	0.00%
1111.	Dourados		1	0.00%
1112.	Cuiaba		1	0.00%
1113.	Sinop		1	0.00%
1114.	Altamira		1	0.00%

1115.	Campina Grande		1	0.00%
1116.	Apucarana		1	0.00%
1117.	Ponta Grossa		1	0.00%
1118.	Nova Friburgo		1	0.00%
1119.	Porto Velho		1	0.00%
1120.	Guapore		1	0.00%
1121.	Jaguarao		1	0.00%
1122.	Novo Hamburgo		1	0.00%
1123.	Passo Fundo		1	0.00%
1124.	Santa Rosa		1	0.00%
1125.	Sao Leopoldo		1	0.00%
1126.	Uruguaiana		1	0.00%
1127.	Blumenau		1	0.00%
1128.	Itajai		1	0.00%
1129.	Barueri		1	0.00%
1130.	Fernandopolis		1	0.00%
1131.	Leme		1	0.00%
1132.	Marilia		1	0.00%
1133.	Mogi Guacu		1	0.00%
1134.	Pindamonhangaba		1	0.00%
1135.	Porto Ferreira		1	0.00%
1136.	Sao Caetano do Sul		1	0.00%
1137.	Sao Jose do Rio Preto		1	0.00%
1138.	Fort McMurray		1	0.00%
1139.	Coquitlam		1	0.00%
1140.	Port Moody		1	0.00%
1141.	Fredericton		1	0.00%
1142.	Miramichi		1	0.00%
1143.	Amherst		1	0.00%
1144.	Truro		1	0.00%
1145.	Barrie		1	0.00%
1146.	Etobicoke		1	0.00%
1147.	London Borough of Lambeth		1	0.00%
1148.	Milton		1	0.00%
1149.	Mississauga		1	0.00%
1150.	Oshawa		1	0.00%
1151.	Sault Ste. Marie		1	0.00%
1152.	St. Catharines		1	0.00%
1153.	Beaconsfield		1	0.00%
1154.	St-Bruno-de-Montarville		1	0.00%
1155.	Saint-Jerome		1	0.00%
1156.	Regina		1	0.00%
1157.	Aarau		1	0.00%
1158.	Burgdorf		1	0.00%

1159.	Muri bei Bern		1	0.00%
1160.	St-Imier		1	0.00%
1161.	Root		1	0.00%
1162.	Neuchatel		1	0.00%
1163.	Nyon		1	0.00%
1164.	Schlieren		1	0.00%
1165.	Antofagasta		1	0.00%
1166.	Puerto Varas		1	0.00%
1167.	Handan		1	0.00%
1168.	Qinhuangdao		1	0.00%
1169.	Zhangjiakou		1	0.00%
1170.	Linfen		1	0.00%
1171.	Chifeng		1	0.00%
1172.	Shenyang		1	0.00%
1173.	Changchun		1	0.00%
1174.	Tonghua		1	0.00%
1175.	Lianyungang		1	0.00%
1176.	Nantong		1	0.00%
1177.	Yancheng		1	0.00%
1178.	Jinhua		1	0.00%
1179.	Linhai		1	0.00%
1180.	Ningbo		1	0.00%
1181.	Shaoxing		1	0.00%
1182.	Taizhou		1	0.00%
1183.	Anqing		1	0.00%
1184.	Fuzhou		1	0.00%
1185.	Quanzhou		1	0.00%
1186.	Jiujiang		1	0.00%
1187.	Yantai		1	0.00%
1188.	Anyang		1	0.00%
1189.	Hebi		1	0.00%
1190.	Xinxiang		1	0.00%
1191.	Xuchang		1	0.00%
1192.	Baoding		1	0.00%
1193.	Yichang		1	0.00%
1194.	Nanning		1	0.00%
1195.	Dongfang		1	0.00%
1196.	Guiyang		1	0.00%
1197.	Kunming		1	0.00%
1198.	Weinan		1	0.00%
1199.	Lanzhou		1	0.00%
1200.	Manizales		1	0.00%
1201.	Heredia		1	0.00%
1202.	Nicosia		1	0.00%

1203.	Sumperk		1	0.00%
1204.	Chrudim		1	0.00%
1205.	Hradec Kralove		1	0.00%
1206.	Cottbus		1	0.00%
1207.	Neuruppin		1	0.00%
1208.	Buhl		1	0.00%
1209.	Ehningen		1	0.00%
1210.	Friedrichshafen		1	0.00%
1211.	Furtwangen		1	0.00%
1212.	Hockenheim		1	0.00%
1213.	Langenau		1	0.00%
1214.	Laupheim		1	0.00%
1215.	Ludwigsburg		1	0.00%
1216.	Nurtingen		1	0.00%
1217.	Uberlingen		1	0.00%
1218.	Villingen-Schwenningen		1	0.00%
1219.	Freising		1	0.00%
1220.	Neu-Ulm		1	0.00%
1221.	Ottobrunn		1	0.00%
1222.	Bad Vilbel		1	0.00%
1223.	Friedberg		1	0.00%
1224.	Friedrichsdorf		1	0.00%
1225.	Greifswald		1	0.00%
1226.	Buchholz in der Nordheide		1	0.00%
1227.	Bielefeld		1	0.00%
1228.	Leverkusen		1	0.00%
1229.	Neuss		1	0.00%
1230.	Eutin		1	0.00%
1231.	Pinneberg		1	0.00%
1232.	Saarlouis		1	0.00%
1233.	Freiberg		1	0.00%
1234.	Bernburg		1	0.00%
1235.	Bagsvaerd		1	0.00%
1236.	Ballerup		1	0.00%
1237.	Herlev		1	0.00%
1238.	Klampenborg		1	0.00%
1239.	Skovlunde		1	0.00%
1240.	Helsinge		1	0.00%
1241.	Hillerod		1	0.00%
1242.	Horsholm		1	0.00%
1243.	Sonderborg		1	0.00%
1244.	Ebeltoft		1	0.00%
1245.	Aalborg		1	0.00%
1246.	Algiers		1	0.00%

1247.	Annaba		1	0.00%
1248.	Sidi Bel Abbas		1	0.00%
1249.	Alexandria		1	0.00%
1250.	Zagazig		1	0.00%
1251.	Mansoura		1	0.00%
1252.	L'Hospitalet de Llobregat		1	0.00%
1253.	Mataro		1	0.00%
1254.	Bilbao		1	0.00%
1255.	Burgos		1	0.00%
1256.	Caceres		1	0.00%
1257.	Mostoles		1	0.00%
1258.	Tarragona		1	0.00%
1259.	Castellon de la Plana		1	0.00%
1260.	Jogeva Parish		1	0.00%
1261.	Espoo		1	0.00%
1262.	Lappeenranta		1	0.00%
1263.	Vantaa		1	0.00%
1264.	Illkirch		1	0.00%
1265.	Clermont-Ferrand		1	0.00%
1266.	Boulogne-Billancourt		1	0.00%
1267.	Chatillon		1	0.00%
1268.	Colombes		1	0.00%
1269.	Creteil		1	0.00%
1270.	Fontenay-aux-Roses		1	0.00%
1271.	Garches		1	0.00%
1272.	Ivry-sur-Seine		1	0.00%
1273.	Montrouge		1	0.00%
1274.	Carcassonne		1	0.00%
1275.	Narbonne		1	0.00%
1276.	Limoges		1	0.00%
1277.	Blagnac		1	0.00%
1278.	Arques		1	0.00%
1279.	Lille		1	0.00%
1280.	Valenciennes		1	0.00%
1281.	Villeneuve-d'Ascq		1	0.00%
1282.	Amiens		1	0.00%
1283.	Bressuire		1	0.00%
1284.	Biot		1	0.00%
1285.	Toulon		1	0.00%
1286.	Ecully		1	0.00%
1287.	Torshavn		1	0.00%
1288.	Abingdon		1	0.00%
1289.	Addlestone		1	0.00%

1290.	Altrincham		1	0.00%
1291.	Ash Vale		1	0.00%
1292.	Basildon		1	0.00%
1293.	Beaconsfield		1	0.00%
1294.	Bedford		1	0.00%
1295.	Brighton		1	0.00%
1296.	Castleford		1	0.00%
1297.	Chatteris		1	0.00%
1298.	Chelmsford		1	0.00%
1299.	Corby		1	0.00%
1300.	Cranfield		1	0.00%
1301.	Edgbaston		1	0.00%
1302.	Guildford		1	0.00%
1303.	Halesowen		1	0.00%
1304.	Iver		1	0.00%
1305.	Leyland		1	0.00%
1306.	Liskeard		1	0.00%
1307.	Long Eaton		1	0.00%
1308.	Lowestoft		1	0.00%
1309.	Luton		1	0.00%
1310.	Macclesfield		1	0.00%
1311.	Manningtree		1	0.00%
1312.	Newbury		1	0.00%
1313.	Newton Aycliffe		1	0.00%
1314.	Poplar		1	0.00%
1315.	Portsmouth		1	0.00%
1316.	Potters Bar		1	0.00%
1317.	Rochdale		1	0.00%
1318.	Royal Leamington Spa		1	0.00%
1319.	Salisbury		1	0.00%
1320.	Shepshed		1	0.00%
1321.	Sunderland		1	0.00%
1322.	Teddington		1	0.00%
1323.	Thame		1	0.00%
1324.	Walsall		1	0.00%
1325.	Wembley		1	0.00%
1326.	Carrickfergus		1	0.00%
1327.	Ayr		1	0.00%
1328.	Paisley		1	0.00%
1329.	Rutherglen		1	0.00%
1330.	Swansea		1	0.00%
1331.	Accra		1	0.00%
1332.	Pointe-a-Pitre		1	0.00%
1333.	Volos		1	0.00%

1334.	Kavala		1	0.00%
1335.	Alexandroupoli		1	0.00%
1336.	Komotini		1	0.00%
1337.	Chalandri		1	0.00%
1338.	Vrilissia		1	0.00%
1339.	Georgetown		1	0.00%
1340.	Sha Tin		1	0.00%
1341.	Osijek		1	0.00%
1342.	Dubrovnik		1	0.00%
1343.	Pecs		1	0.00%
1344.	Bogor		1	0.00%
1345.	Cilegon		1	0.00%
1346.	Tangerang		1	0.00%
1347.	Vijayawada		1	0.00%
1348.	Ambala		1	0.00%
1349.	Kochi		1	0.00%
1350.	Kozhikode		1	0.00%
1351.	Kolhapur		1	0.00%
1352.	Bhubaneshwar		1	0.00%
1353.	Ludhiana		1	0.00%
1354.	Puducherry		1	0.00%
1355.	Jaipur		1	0.00%
1356.	Udaipur		1	0.00%
1357.	Thanjavur		1	0.00%
1358.	Vellore		1	0.00%
1359.	Dehradun		1	0.00%
1360.	Ghaziabad		1	0.00%
1361.	Haldwani		1	0.00%
1362.	Noida		1	0.00%
1363.	Dundrum		1	0.00%
1364.	Drogheda		1	0.00%
1365.	Shabestar		1	0.00%
1366.	Kerman		1	0.00%
1367.	Sulaymaniyah		1	0.00%
1368.	Reykjavik		1	0.00%
1369.	Ashdod		1	0.00%
1370.	Bet Shemesh		1	0.00%
1371.	Rishon LeTsiyon		1	0.00%
1372.	Azor		1	0.00%
1373.	Bene Beraq		1	0.00%
1374.	Ramat Gan		1	0.00%
1375.	Belluno		1	0.00%
1376.	Brindisi		1	0.00%
1377.	Brescia		1	0.00%

1378.	Darfo Boario Terme		1	0.00%
1379.	Campobasso		1	0.00%
1380.	Aversa		1	0.00%
1381.	Ortona		1	0.00%
1382.	Cremona		1	0.00%
1383.	Cosenza		1	0.00%
1384.	Ferrara		1	0.00%
1385.	Lecce		1	0.00%
1386.	Latina		1	0.00%
1387.	Monza		1	0.00%
1388.	Segrate		1	0.00%
1389.	Matera		1	0.00%
1390.	Ercolano		1	0.00%
1391.	Pomigliano d'Arco		1	0.00%
1392.	Portici		1	0.00%
1393.	Torre del Greco		1	0.00%
1394.	Novara		1	0.00%
1395.	Pescara		1	0.00%
1396.	Spoletto		1	0.00%
1397.	Prato		1	0.00%
1398.	Monterotondo		1	0.00%
1399.	Rimini		1	0.00%
1400.	Spotorno		1	0.00%
1401.	Vado Ligure		1	0.00%
1402.	Varese		1	0.00%
1403.	Kingston		1	0.00%
1404.	Sapporo		1	0.00%
1405.	Towada		1	0.00%
1406.	Ota		1	0.00%
1407.	Shibuya		1	0.00%
1408.	Tokyo - 23 wards		1	0.00%
1409.	Kawasaki		1	0.00%
1410.	Niigata		1	0.00%
1411.	Mishima		1	0.00%
1412.	Komaki		1	0.00%
1413.	Yokkaichi		1	0.00%
1414.	Ibaraki		1	0.00%
1415.	Toyonaka		1	0.00%
1416.	Himeji		1	0.00%
1417.	Izumo		1	0.00%
1418.	Fukuyama		1	0.00%
1419.	Takamatsu		1	0.00%
1420.	Kagoshima		1	0.00%
1421.	Ansan-si		1	0.00%

1422.	Jinju-si		1	0.00%
1423.	Incheon		1	0.00%
1424.	Suwon-si		1	0.00%
1425.	Daegu		1	0.00%
1426.	Yangsan-si		1	0.00%
1427.	Kuwait City		1	0.00%
1428.	Beirut		1	0.00%
1429.	Kaunas		1	0.00%
1430.	Panevezys		1	0.00%
1431.	Bissen		1	0.00%
1432.	Ehlerange		1	0.00%
1433.	Ventspils		1	0.00%
1434.	Marrakesh		1	0.00%
1435.	Oujda		1	0.00%
1436.	Ensenada		1	0.00%
1437.	Tijuana		1	0.00%
1438.	Torreon		1	0.00%
1439.	Ocotlan		1	0.00%
1440.	Ciudad Lopez Mateos		1	0.00%
1441.	Puebla		1	0.00%
1442.	Santiago de Queretaro		1	0.00%
1443.	Mazatlan		1	0.00%
1444.	Reynosa		1	0.00%
1445.	Xalapa		1	0.00%
1446.	Merida		1	0.00%
1447.	Bitola		1	0.00%
1448.	Msida		1	0.00%
1449.	Yangon		1	0.00%
1450.	Maputo		1	0.00%
1451.	Port Louis		1	0.00%
1452.	Johor Bahru		1	0.00%
1453.	Kota Kinabalu		1	0.00%
1454.	Kuala Terengganu		1	0.00%
1455.	Windhoek		1	0.00%
1456.	Managua		1	0.00%
1457.	Veendam		1	0.00%
1458.	Oss		1	0.00%
1459.	's-Hertogenbosch		1	0.00%
1460.	Den Helder		1	0.00%
1461.	Diemen		1	0.00%
1462.	Haarlem		1	0.00%
1463.	Amersfoort		1	0.00%
1464.	Bilthoven		1	0.00%
1465.	Bunnik		1	0.00%

1466.	Maarssebroek		1	0.00%
1467.	Nieuwegein		1	0.00%
1468.	Zeist		1	0.00%
1469.	Capelle aan den IJssel		1	0.00%
1470.	Delft		1	0.00%
1471.	Schiedam		1	0.00%
1472.	Zoetermeer		1	0.00%
1473.	Zwijndrecht		1	0.00%
1474.	Moss		1	0.00%
1475.	Horten		1	0.00%
1476.	Stjordal		1	0.00%
1477.	Narvik		1	0.00%
1478.	Kathmandu		1	0.00%
1479.	Gisborne		1	0.00%
1480.	Muscat		1	0.00%
1481.	Faisalabad		1	0.00%
1482.	Huancayo		1	0.00%
1483.	Lima		1	0.00%
1484.	Davao City		1	0.00%
1485.	Bacolod		1	0.00%
1486.	Las Pinas		1	0.00%
1487.	Zgorzelec		1	0.00%
1488.	Zlotoryja		1	0.00%
1489.	Bydgoszcz		1	0.00%
1490.	Lublin		1	0.00%
1491.	Rzeszow		1	0.00%
1492.	Kwidzyn		1	0.00%
1493.	Malbork		1	0.00%
1494.	Kielce		1	0.00%
1495.	Bielsko-Biala		1	0.00%
1496.	Ostrow Wielkopolski		1	0.00%
1497.	Bayamon		1	0.00%
1498.	San Juan		1	0.00%
1499.	Sao Joao da Madeira		1	0.00%
1500.	Evora		1	0.00%
1501.	Redondo		1	0.00%
1502.	Albufeira		1	0.00%
1503.	Guarda		1	0.00%
1504.	Marinha Grande		1	0.00%
1505.	Cascais		1	0.00%
1506.	Algueirao-Mem Martins		1	0.00%
1507.	Sacavem		1	0.00%
1508.	Sao Domingos de Rana		1	0.00%

1509.	Portalegre		1	0.00%
1510.	Felgueiras		1	0.00%
1511.	Maia		1	0.00%
1512.	Vila do Conde		1	0.00%
1513.	Santarem		1	0.00%
1514.	Montijo		1	0.00%
1515.	Funchal		1	0.00%
1516.	Asuncion		1	0.00%
1517.	Pape'ete		1	0.00%
1518.	Doha		1	0.00%
1519.	Arad		1	0.00%
1520.	Cluj-Napoca		1	0.00%
1521.	Constanta		1	0.00%
1522.	Iasi		1	0.00%
1523.	Drobeta-Turnu Severin		1	0.00%
1524.	Slatina		1	0.00%
1525.	Ufa		1	0.00%
1526.	Chelyabinsk		1	0.00%
1527.	Krasnodar		1	0.00%
1528.	Kaliningrad		1	0.00%
1529.	Krasnoyarsk		1	0.00%
1530.	Perm		1	0.00%
1531.	Yekaterinburg		1	0.00%
1532.	Voronezh		1	0.00%
1533.	Khartoum		1	0.00%
1534.	Woodlands		1	0.00%
1535.	Myjava		1	0.00%
1536.	Ajdovscina		1	0.00%
1537.	Celje		1	0.00%
1538.	Domzale		1	0.00%
1539.	Kisovec		1	0.00%
1540.	Maribor		1	0.00%
1541.	Huddinge		1	0.00%
1542.	Södertälje		1	0.00%
1543.	Munkedal		1	0.00%
1544.	Vasteras		1	0.00%
1545.	Falun		1	0.00%
1546.	Hua Hin		1	0.00%
1547.	Nakhon Pathom		1	0.00%
1548.	Mueang Nonthaburi District		1	0.00%
1549.	Mueang Khon Kaen District		1	0.00%
1550.	Mueang Phitsanulok District		1	0.00%
1551.	Mueang Songkhla District		1	0.00%
1552.	Tunis		1	0.00%

1553.	Adana		1	0.00%
1554.	Aydin		1	0.00%
1555.	Balikesir		1	0.00%
1556.	Eskisehir		1	0.00%
1557.	Kayseri		1	0.00%
1558.	Konya		1	0.00%
1559.	Samsun		1	0.00%
1560.	Trabzon		1	0.00%
1561.	Van		1	0.00%
1562.	Zhudong Township		1	0.00%
1563.	Dar es Salaam		1	0.00%
1564.	Kampala		1	0.00%
1565.	Donetsk		1	0.00%
1566.	Lviv		1	0.00%
1567.	Odessa		1	0.00%
1568.	Sumy		1	0.00%
1569.	Kharkiv		1	0.00%
1570.	Huntsville		1	0.00%
1571.	Shannon		1	0.00%
1572.	West Memphis		1	0.00%
1573.	Mesa		1	0.00%
1574.	Agoura Hills		1	0.00%
1575.	Alviso		1	0.00%
1576.	Anaheim		1	0.00%
1577.	Bell		1	0.00%
1578.	Bodega Bay		1	0.00%
1579.	Carmichael		1	0.00%
1580.	Claremont		1	0.00%
1581.	Concord		1	0.00%
1582.	Crescent City		1	0.00%
1583.	Downey		1	0.00%
1584.	Dublin		1	0.00%
1585.	El Cerrito		1	0.00%
1586.	Glendale		1	0.00%
1587.	Goleta		1	0.00%
1588.	Kerman		1	0.00%
1589.	Loma Linda		1	0.00%
1590.	Los Gatos		1	0.00%
1591.	Marina del Rey		1	0.00%
1592.	McClellan Park		1	0.00%
1593.	Merced		1	0.00%
1594.	Mira Loma		1	0.00%
1595.	Moorpark		1	0.00%
1596.	Northridge		1	0.00%

1597.	Novato		1	0.00%
1598.	Orinda		1	0.00%
1599.	Petaluma		1	0.00%
1600.	Piedmont		1	0.00%
1601.	Pomona		1	0.00%
1602.	Rancho Cucamonga		1	0.00%
1603.	Rosemead		1	0.00%
1604.	San Gabriel		1	0.00%
1605.	Santa Ana		1	0.00%
1606.	Santa Fe Springs		1	0.00%
1607.	Scotts Valley		1	0.00%
1608.	Soquel		1	0.00%
1609.	Stockton		1	0.00%
1610.	Susanville		1	0.00%
1611.	Tustin		1	0.00%
1612.	West Covina		1	0.00%
1613.	West Sacramento		1	0.00%
1614.	Woodland		1	0.00%
1615.	Arvada		1	0.00%
1616.	Commerce City		1	0.00%
1617.	Lafayette		1	0.00%
1618.	Branford		1	0.00%
1619.	Columbia		1	0.00%
1620.	Danbury		1	0.00%
1621.	Greenwich		1	0.00%
1622.	Groton		1	0.00%
1623.	Oakville		1	0.00%
1624.	Torrington		1	0.00%
1625.	Vernon		1	0.00%
1626.	Westport		1	0.00%
1627.	Wethersfield		1	0.00%
1628.	Hockessin		1	0.00%
1629.	Rehoboth Beach		1	0.00%
1630.	Apopka		1	0.00%
1631.	Deerfield Beach		1	0.00%
1632.	Estero		1	0.00%
1633.	Fort Myers		1	0.00%
1634.	Homestead		1	0.00%
1635.	Hudson		1	0.00%
1636.	Lakeland		1	0.00%
1637.	Lutz		1	0.00%
1638.	New Port Richey		1	0.00%
1639.	New Smyrna Beach		1	0.00%
1640.	North Palm Beach		1	0.00%

1641.	Pinellas Park		1	0.00%
1642.	Alpharetta		1	0.00%
1643.	Dahlonega		1	0.00%
1644.	Flowery Branch		1	0.00%
1645.	McDonough		1	0.00%
1646.	Statesboro		1	0.00%
1647.	Hilo		1	0.00%
1648.	Coralville		1	0.00%
1649.	Lewiston		1	0.00%
1650.	Arlington Heights		1	0.00%
1651.	Bloomington		1	0.00%
1652.	Granite City		1	0.00%
1653.	La Grange Park		1	0.00%
1654.	Lake Forest		1	0.00%
1655.	Lincolnshire		1	0.00%
1656.	Lisle		1	0.00%
1657.	Mahomet		1	0.00%
1658.	Metamora		1	0.00%
1659.	Northbrook		1	0.00%
1660.	Rockford		1	0.00%
1661.	Rolling Meadows		1	0.00%
1662.	Roselle		1	0.00%
1663.	Wilmette		1	0.00%
1664.	Evansville		1	0.00%
1665.	Fort Wayne		1	0.00%
1666.	Overland Park		1	0.00%
1667.	Louisville		1	0.00%
1668.	Metairie		1	0.00%
1669.	Thibodaux		1	0.00%
1670.	Allston		1	0.00%
1671.	Bedford		1	0.00%
1672.	Beverly		1	0.00%
1673.	Burlington		1	0.00%
1674.	Chestnut Hill		1	0.00%
1675.	Danvers		1	0.00%
1676.	Fall River		1	0.00%
1677.	Falmouth		1	0.00%
1678.	Grafton		1	0.00%
1679.	Mansfield		1	0.00%
1680.	Medford		1	0.00%
1681.	Nahant		1	0.00%
1682.	Natick		1	0.00%
1683.	Newton		1	0.00%

1684.	Newton Highlands		1	0.00%
1685.	Provincetown		1	0.00%
1686.	Quincy		1	0.00%
1687.	West Roxbury		1	0.00%
1688.	Woburn		1	0.00%
1689.	Catonsville		1	0.00%
1690.	Chevy Chase		1	0.00%
1691.	Damascus		1	0.00%
1692.	Essex		1	0.00%
1693.	Linthicum Heights		1	0.00%
1694.	Lutherville-Timonium		1	0.00%
1695.	Olney		1	0.00%
1696.	Owings Mills		1	0.00%
1697.	Pikesville		1	0.00%
1698.	Potomac		1	0.00%
1699.	Riverdale Park		1	0.00%
1700.	Severna Park		1	0.00%
1701.	Westminster		1	0.00%
1702.	Biddeford		1	0.00%
1703.	Topsham		1	0.00%
1704.	Bath Township		1	0.00%
1705.	Gaylord		1	0.00%
1706.	Hickory Corners		1	0.00%
1707.	Northville		1	0.00%
1708.	Owosso		1	0.00%
1709.	Romulus		1	0.00%
1710.	Royal Oak		1	0.00%
1711.	Southfield		1	0.00%
1712.	Warren		1	0.00%
1713.	Jordan		1	0.00%
1714.	Lake Elmo		1	0.00%
1715.	Minnetonka		1	0.00%
1716.	Owatonna		1	0.00%
1717.	Savage		1	0.00%
1718.	Worthington		1	0.00%
1719.	Grandview		1	0.00%
1720.	Maryland Heights		1	0.00%
1721.	Saint Charles		1	0.00%
1722.	Saint Joseph		1	0.00%
1723.	Waveland		1	0.00%
1724.	Butte		1	0.00%
1725.	Hamilton		1	0.00%
1726.	Ahoskie		1	0.00%
1727.	Beaufort		1	0.00%

1728.	Franklinton		1	0.00%
1729.	Fort Bragg		1	0.00%
1730.	Greensboro		1	0.00%
1731.	Greenville		1	0.00%
1732.	High Point		1	0.00%
1733.	Jacksonville		1	0.00%
1734.	Grand Forks		1	0.00%
1735.	Durham		1	0.00%
1736.	Laconia		1	0.00%
1737.	Lebanon		1	0.00%
1738.	Manchester		1	0.00%
1739.	Cranford		1	0.00%
1740.	East Rutherford		1	0.00%
1741.	Edison		1	0.00%
1742.	Marmora		1	0.00%
1743.	Middletown		1	0.00%
1744.	Paterson		1	0.00%
1745.	Trenton		1	0.00%
1746.	Los Alamos		1	0.00%
1747.	Santa Fe		1	0.00%
1748.	Binghamton		1	0.00%
1749.	Blauvelt		1	0.00%
1750.	Bronx		1	0.00%
1751.	Brooklyn		1	0.00%
1752.	Cicero		1	0.00%
1753.	Cold Spring Harbor		1	0.00%
1754.	Corona		1	0.00%
1755.	Grand Island		1	0.00%
1756.	Huntington		1	0.00%
1757.	New Hyde Park		1	0.00%
1758.	Rensselaer		1	0.00%
1759.	Rhinebeck		1	0.00%
1760.	Richmond Hill		1	0.00%
1761.	Saratoga Springs		1	0.00%
1762.	Southampton		1	0.00%
1763.	Tonawanda		1	0.00%
1764.	West Babylon		1	0.00%
1765.	Beachwood		1	0.00%
1766.	Fairborn		1	0.00%
1767.	Grove City		1	0.00%
1768.	Minerva		1	0.00%
1769.	New Philadelphia		1	0.00%
1770.	North Lima		1	0.00%
1771.	Oberlin		1	0.00%

1772.	Perrysburg		1	0.00%
1773.	Pickerington		1	0.00%
1774.	Piketon		1	0.00%
1775.	Bethany		1	0.00%
1776.	Edmond		1	0.00%
1777.	Tulsa		1	0.00%
1778.	Bloomsburg		1	0.00%
1779.	Cheltenham		1	0.00%
1780.	Erie		1	0.00%
1781.	Exton		1	0.00%
1782.	Feasterville-Treose		1	0.00%
1783.	Hershey		1	0.00%
1784.	Huntingdon		1	0.00%
1785.	Lansdale		1	0.00%
1786.	Newtown		1	0.00%
1787.	Strasburg		1	0.00%
1788.	Tyrone		1	0.00%
1789.	Upper Darby		1	0.00%
1790.	Beaufort		1	0.00%
1791.	Jackson		1	0.00%
1792.	Summerville		1	0.00%
1793.	West Columbia		1	0.00%
1794.	Renner		1	0.00%
1795.	Vermillion		1	0.00%
1796.	Brentwood		1	0.00%
1797.	Kingsport		1	0.00%
1798.	White House		1	0.00%
1799.	Addison		1	0.00%
1800.	Ballinger		1	0.00%
1801.	Bastrop		1	0.00%
1802.	Brownsville		1	0.00%
1803.	Helotes		1	0.00%
1804.	Humble		1	0.00%
1805.	League City		1	0.00%
1806.	Lewisville		1	0.00%
1807.	Lindale		1	0.00%
1808.	McAllen		1	0.00%
1809.	Nacogdoches		1	0.00%
1810.	Overton		1	0.00%
1811.	Port Aransas		1	0.00%
1812.	Sugar Land		1	0.00%
1813.	Chester		1	0.00%
1814.	Christiansburg		1	0.00%

1815.	Fort Myer		1	0.00%
1816.	Great Falls		1	0.00%
1817.	Lynchburg		1	0.00%
1818.	Roanoke		1	0.00%
1819.	Springfield		1	0.00%
1820.	Stafford		1	0.00%
1821.	Sterling		1	0.00%
1822.	Virginia Beach		1	0.00%
1823.	Winchester		1	0.00%
1824.	West Dover		1	0.00%
1825.	Wilder		1	0.00%
1826.	Auburn		1	0.00%
1827.	Bainbridge Island		1	0.00%
1828.	College Place		1	0.00%
1829.	Appleton		1	0.00%
1830.	Bruce		1	0.00%
1831.	Durand		1	0.00%
1832.	Janesville		1	0.00%
1833.	New Berlin		1	0.00%
1834.	River Falls		1	0.00%
1835.	Thiensville		1	0.00%
1836.	Waukesha		1	0.00%
1837.	Cheyenne		1	0.00%
1838.	Die Hoewes		1	0.00%
1839.	Randburg		1	0.00%
1840.	Roodepoort		1	0.00%
1841.	Saxonwold		1	0.00%
1842.	Vanderbijlpark		1	0.00%
1843.	Durban		1	0.00%
1844.	Polokwane		1	0.00%
1845.	Claremont		1	0.00%
1846.	Adachi		1	0.00%
1847.	Chuo		1	0.00%
1848.	Barrancabermeja		1	0.00%
1849.	San Martin		1	0.00%
1850.	Sincelejo		1	0.00%
1851.	Bayan Lepas		1	0.00%
1852.	Gelugor		1	0.00%
1853.	Kampar		1	0.00%
1854.	Permatang Pauh		1	0.00%
1855.	Usm Pulau Pinang		1	0.00%
1856.	Dobropillya		1	0.00%
1857.	Alchevs'k		1	0.00%
1858.	Kovel'		1	0.00%

1859.	Kramatorsk		1	0.00%
1860.	Krasnoperekops'k		1	0.00%
1861.	Visp		1	0.00%
1862.	Seosan-si		1	0.00%
1863.	Leobersdorf		1	0.00%
1864.	Miechow		1	0.00%
1865.	Chilpancingo		1	0.00%
1866.	Afonso Claudio		1	0.00%
1867.	Alvorada		1	0.00%
1868.	Ampere		1	0.00%
1869.	Araruama		1	0.00%
1870.	Assis Chateaubriand		1	0.00%
1871.	Barra do Garcas		1	0.00%
1872.	Bom Jardim		1	0.00%
1873.	Cachoeiras de Macacu		1	0.00%
1874.	Canela		1	0.00%
1875.	Carapicuíba		1	0.00%
1876.	Caratinga		1	0.00%
1877.	Cacapava		1	0.00%
1878.	Cianorte		1	0.00%
1879.	Cruz Alta		1	0.00%
1880.	Igarapava		1	0.00%
1881.	Ilheus		1	0.00%
1882.	Itu		1	0.00%
1883.	Jandira		1	0.00%
1884.	Jaragua do Sul		1	0.00%
1885.	Mafra		1	0.00%
1886.	Mogi das Cruzes		1	0.00%
1887.	Olimpia		1	0.00%
1888.	Ouro Fino		1	0.00%
1889.	Parnamirim		1	0.00%
1890.	Pirajui		1	0.00%
1891.	Pirassununga		1	0.00%
1892.	Rio das Ostras		1	0.00%
1893.	Santo Angelo		1	0.00%
1894.	Sombrio		1	0.00%
1895.	Sao Joao Batista		1	0.00%
1896.	Sao Marcos		1	0.00%
1897.	Taboao da Serra		1	0.00%
1898.	Timon		1	0.00%
1899.	Tres Passos		1	0.00%
1900.	Tubarao		1	0.00%
1901.	Vitoria de Santo Antao		1	0.00%
1902.	Volta Redonda		1	0.00%

1903.	Lijiang		1	0.00%
1904.	Tai'an		1	0.00%
1905.	Tangshan		1	0.00%
1906.	Zhongwei		1	0.00%
1907.	Erd		1	0.00%
1908.	State of Rio Grande do Sul		1	0.00%
1909.	Gorna Oryahovitsa		1	0.00%
1910.	Tezpur		1	0.00%
1911.	Meerut		1	0.00%
1912.	Agra		1	0.00%
1913.	Eluru		1	0.00%
1914.	Tiruchirappalli		1	0.00%
1915.	Kurnool		1	0.00%
1916.	Ballari		1	0.00%
1917.	Nashik		1	0.00%
1918.	Thane		1	0.00%
1919.	Sighetu Marmatiei		1	0.00%
1920.	Hualien City		1	0.00%
1921.	Taipei City		1	0.00%
1922.	Grand Bourg		1	0.00%
1923.	Hurlingham		1	0.00%
1924.	LA22		1	0.00%
1925.	Alta		1	0.00%
1926.	Fredrikstad		1	0.00%
1927.	Sortland		1	0.00%
1928.	Hanna		1	0.00%
1929.	Pincourt		1	0.00%
1930.	Birmensdorf		1	0.00%
1931.	Calama		1	0.00%
1932.	Castro		1	0.00%
1933.	Puerto Montt		1	0.00%
1934.	Bad Nauheim		1	0.00%
1935.	Birkenfeld		1	0.00%
1936.	Bruhl		1	0.00%
1937.	Geisenheim		1	0.00%
1938.	Grafschaft		1	0.00%
1939.	Konigswinter		1	0.00%
1940.	Penzberg		1	0.00%
1941.	Winsen an der Aller		1	0.00%
1942.	New Cairo City		1	0.00%
1943.	Caldes de Montbui		1	0.00%
1944.	Sagunt		1	0.00%
1945.	Castelsarrasin		1	0.00%
1946.	Kaba		1	0.00%

1947.	Mesagne		1	0.00%
1948.	Modugno		1	0.00%
1949.	Ciudad Mendoza		1	0.00%
1950.	San Juan		1	0.00%
1951.	Sungai Buloh		1	0.00%
1952.	Amsterdam-Zuidoost		1	0.00%
1953.	Gendt		1	0.00%
1954.	Hoogvliet Rotterdam		1	0.00%
1955.	Allendale Charter Township		1	0.00%
1956.	Avocado Heights		1	0.00%
1957.	Bar Harbor		1	0.00%
1958.	Bloomington		1	0.00%
1959.	Brighton		1	0.00%
1960.	Centennial		1	0.00%
1961.	Cheektowaga		1	0.00%
1962.	Clayton		1	0.00%
1963.	Coral Terrace		1	0.00%
1964.	Crozet		1	0.00%
1965.	Dale City		1	0.00%
1966.	Eastvale		1	0.00%
1967.	Egypt Lake-Leto		1	0.00%
1968.	Fitchburg		1	0.00%
1969.	Guilford		1	0.00%
1970.	Hanover		1	0.00%
1971.	Isla Vista		1	0.00%
1972.	Jefferson		1	0.00%
1973.	Lakewood		1	0.00%
1974.	Linglestown		1	0.00%
1975.	Mansfield		1	0.00%
1976.	Mission Bay		1	0.00%
1977.	Nolensville		1	0.00%
1978.	North Syracuse		1	0.00%
1979.	Overland		1	0.00%
1980.	Palm Beach Gardens		1	0.00%
1981.	Poinciana		1	0.00%
1982.	Redland		1	0.00%
1983.	Richmond Heights		1	0.00%
1984.	Shorewood		1	0.00%
1985.	Sky Lake		1	0.00%
1986.	South Miami		1	0.00%
1987.	Springfield		1	0.00%
1988.	Thornton		1	0.00%
1989.	Topsfield		1	0.00%
1990.	Tuckahoe		1	0.00%

1991.	Tuttle		1	0.00%
1992.	Upper Arlington		1	0.00%
1993.	Batam		1	0.00%
1994.	Sinop		1	0.00%
1995.	Dasmarinas		1	0.00%
1996.	Imus City		1	0.00%
1997.	Bahawalpur		1	0.00%
1998.	Tallinn		1	0.00%
1999.	Tartu		1	0.00%
2000.	Peristeri		1	0.00%
2001.	Pireas		1	0.00%
2002.	Thessaloniki		1	0.00%
2003.	San Juan		1	0.00%

Rows 1 - 2003 of 2003

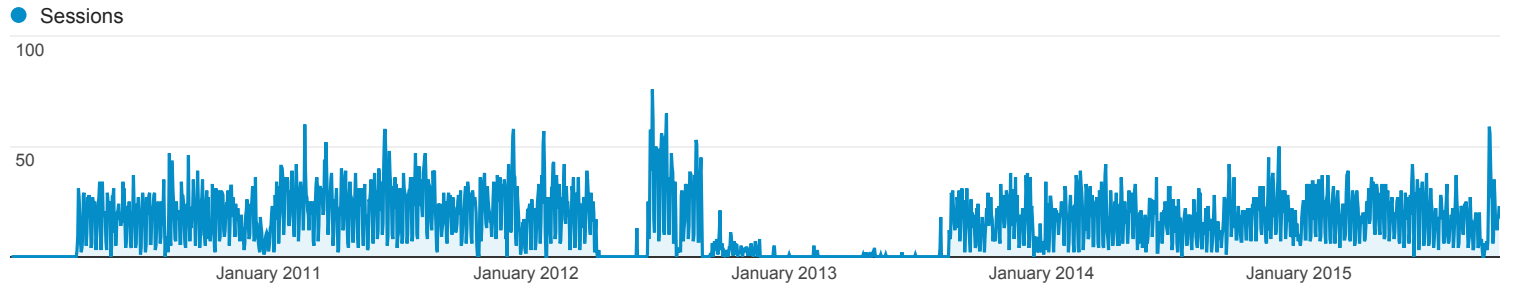
Jan 1, 2010 - Oct 12, 2015

Location

All Sessions
100.00%

Explorer

Summary



Country	Acquisition			Behavior			Conversions		
	Sessions	% New Sessions	New Users	Bounce Rate	Pages / Session	Avg. Session Duration	Goal Conversion Rate	Goal Completions	Goal Value
	31,549 % of Total: 100.00% (31,549)	39.80% Avg for View: 39.76% (0.10%)	12,557 % of Total: 100.10% (12,544)	19.09% Avg for View: 19.09% (0.00%)	2.81 Avg for View: 2.81 (0.00%)	00:03:10 Avg for View: 00:03:10 (0.00%)	0.00% Avg for View: 0.00% (0.00%)	0 % of Total: 0.00% (0)	\$0.00 % of Total: 0.00% (\$0.00)
1. United States	10,656 (33.78%)	37.68%	4,015 (31.97%)	18.31%	2.93	00:02:31	0.00%	0 (0.00%)	\$0.00 (0.00%)
2. Brazil	3,801 (12.05%)	37.94%	1,442 (11.48%)	12.84%	2.73	00:02:45	0.00%	0 (0.00%)	\$0.00 (0.00%)
3. Germany	2,585 (8.19%)	34.20%	884 (7.04%)	19.42%	2.79	00:02:02	0.00%	0 (0.00%)	\$0.00 (0.00%)
4. United Kingdom	1,960 (6.21%)	34.44%	675 (5.38%)	22.24%	2.55	00:02:18	0.00%	0 (0.00%)	\$0.00 (0.00%)
5. Poland	1,911 (6.06%)	25.17%	481 (3.83%)	12.72%	2.66	00:05:00	0.00%	0 (0.00%)	\$0.00 (0.00%)
6. China	1,221 (3.87%)	47.75%	583 (4.64%)	20.88%	3.33	00:08:47	0.00%	0 (0.00%)	\$0.00 (0.00%)
7. Spain	959 (3.04%)	40.15%	385 (3.07%)	24.92%	2.80	00:02:27	0.00%	0 (0.00%)	\$0.00 (0.00%)
8. Canada	935 (2.96%)	52.19%	488 (3.89%)	27.06%	2.65	00:02:17	0.00%	0 (0.00%)	\$0.00 (0.00%)
9. Japan	810 (2.57%)	18.89%	153 (1.22%)	20.12%	2.40	00:01:37	0.00%	0 (0.00%)	\$0.00 (0.00%)
10. Portugal	796 (2.52%)	28.27%	225 (1.79%)	16.33%	3.04	00:04:00	0.00%	0 (0.00%)	\$0.00 (0.00%)
11. Italy	648 (2.05%)	47.69%	309 (2.46%)	18.67%	2.79	00:02:35	0.00%	0 (0.00%)	\$0.00 (0.00%)
12. Russia	522 (1.65%)	27.39%	143 (1.14%)	18.01%	3.10	00:22:19	0.00%	0 (0.00%)	\$0.00 (0.00%)
13. Netherlands	497 (1.58%)	47.28%	235 (1.87%)	28.97%	2.72	00:02:31	0.00%	0 (0.00%)	\$0.00 (0.00%)
14. Switzerland	403 (1.28%)	34.99%	141 (1.12%)	25.06%	2.65	00:02:04	0.00%	0 (0.00%)	\$0.00 (0.00%)
15. France	351 (1.11%)	44.16%	155 (1.23%)	26.78%	2.80	00:02:12	0.00%	0 (0.00%)	\$0.00 (0.00%)
16. India	308 (0.98%)	78.57%	242 (1.93%)	28.25%	2.47	00:02:08	0.00%	0 (0.00%)	\$0.00 (0.00%)
17. Australia	267 (0.85%)	59.55%	159 (1.27%)	23.22%	2.60	00:02:18	0.00%	0 (0.00%)	\$0.00 (0.00%)
18. Singapore	226 (0.72%)	70.80%	160 (1.27%)	23.01%	2.70	00:01:49	0.00%	0 (0.00%)	\$0.00 (0.00%)

Rank	Country	Score (Percentage)	Percentage	Count (Percentage)	Percentage	Count (Percentage)	Score	Time	Percentage	Count (Percentage)	Score (Percentage)
19.	Sweden	222 (0.70%)	49.55%	110 (0.88%)	19.37%	3.09	00:03:13	0.00%	0 (0.00%)	\$0.00 (0.00%)	
20.	Czech Republic	189 (0.60%)	35.98%	68 (0.54%)	11.11%	2.70	00:02:25	0.00%	0 (0.00%)	\$0.00 (0.00%)	
21.	Mexico	171 (0.54%)	50.29%	86 (0.68%)	11.70%	2.75	00:01:28	0.00%	0 (0.00%)	\$0.00 (0.00%)	
22.	Greece	170 (0.54%)	38.24%	65 (0.52%)	14.71%	3.08	00:02:48	0.00%	0 (0.00%)	\$0.00 (0.00%)	
23.	Denmark	131 (0.42%)	59.54%	78 (0.62%)	17.56%	2.72	00:01:08	0.00%	0 (0.00%)	\$0.00 (0.00%)	
24.	Belgium	122 (0.39%)	70.49%	86 (0.68%)	16.39%	2.96	00:03:00	0.00%	0 (0.00%)	\$0.00 (0.00%)	
25.	Hong Kong	100 (0.32%)	53.00%	53 (0.42%)	29.00%	2.65	00:02:33	0.00%	0 (0.00%)	\$0.00 (0.00%)	
26.	Malaysia	95 (0.30%)	63.16%	60 (0.48%)	25.26%	2.91	00:02:39	0.00%	0 (0.00%)	\$0.00 (0.00%)	
27.	Argentina	91 (0.29%)	59.34%	54 (0.43%)	41.76%	2.53	00:01:53	0.00%	0 (0.00%)	\$0.00 (0.00%)	
28.	Chile	88 (0.28%)	51.14%	45 (0.36%)	13.64%	2.58	00:01:49	0.00%	0 (0.00%)	\$0.00 (0.00%)	
29.	South Africa	85 (0.27%)	44.71%	38 (0.30%)	31.76%	2.31	00:01:32	0.00%	0 (0.00%)	\$0.00 (0.00%)	
30.	Austria	83 (0.26%)	67.47%	56 (0.45%)	15.66%	2.76	00:01:31	0.00%	0 (0.00%)	\$0.00 (0.00%)	
31.	Iran	79 (0.25%)	60.76%	48 (0.38%)	26.58%	2.85	00:05:36	0.00%	0 (0.00%)	\$0.00 (0.00%)	
32.	Taiwan	78 (0.25%)	65.38%	51 (0.41%)	25.64%	2.77	00:01:51	0.00%	0 (0.00%)	\$0.00 (0.00%)	
33.	Israel	66 (0.21%)	72.73%	48 (0.38%)	28.79%	2.71	00:01:22	0.00%	0 (0.00%)	\$0.00 (0.00%)	
34.	Norway	50 (0.16%)	84.00%	42 (0.33%)	28.00%	3.52	00:06:49	0.00%	0 (0.00%)	\$0.00 (0.00%)	
35.	Ireland	46 (0.15%)	78.26%	36 (0.29%)	28.26%	2.20	00:02:04	0.00%	0 (0.00%)	\$0.00 (0.00%)	
36.	Turkey	46 (0.15%)	82.61%	38 (0.30%)	32.61%	2.50	00:02:09	0.00%	0 (0.00%)	\$0.00 (0.00%)	
37.	Ukraine	44 (0.14%)	50.00%	22 (0.18%)	27.27%	2.07	00:01:03	0.00%	0 (0.00%)	\$0.00 (0.00%)	
38.	Finland	43 (0.14%)	93.02%	40 (0.32%)	51.16%	2.26	00:01:54	0.00%	0 (0.00%)	\$0.00 (0.00%)	
39.	New Zealand	43 (0.14%)	67.44%	29 (0.23%)	23.26%	3.02	00:03:33	0.00%	0 (0.00%)	\$0.00 (0.00%)	
40.	South Korea	39 (0.12%)	74.36%	29 (0.23%)	56.41%	2.54	00:00:44	0.00%	0 (0.00%)	\$0.00 (0.00%)	
41.	(not set)	34 (0.11%)	64.71%	22 (0.18%)	32.35%	2.56	00:02:15	0.00%	0 (0.00%)	\$0.00 (0.00%)	
42.	Slovenia	30 (0.10%)	70.00%	21 (0.17%)	30.00%	2.77	00:02:15	0.00%	0 (0.00%)	\$0.00 (0.00%)	
43.	Thailand	30 (0.10%)	100.00%	30 (0.24%)	16.67%	3.13	00:02:00	0.00%	0 (0.00%)	\$0.00 (0.00%)	
44.	Indonesia	28 (0.09%)	100.00%	28 (0.22%)	50.00%	1.50	00:00:02	0.00%	0 (0.00%)	\$0.00 (0.00%)	
45.	Philippines	27 (0.09%)	100.00%	27 (0.22%)	7.41%	2.07	00:00:20	0.00%	0 (0.00%)	\$0.00 (0.00%)	
46.	Bulgaria	26 (0.08%)	30.77%	8 (0.06%)	11.54%	2.12	00:00:32	0.00%	0 (0.00%)	\$0.00 (0.00%)	
47.	Lithuania	26 (0.08%)	57.69%	15 (0.12%)	19.23%	2.69	00:02:18	0.00%	0 (0.00%)	\$0.00 (0.00%)	
48.	Colombia	20 (0.06%)	80.00%	16 (0.13%)	35.00%	2.00	00:01:36	0.00%	0 (0.00%)	\$0.00 (0.00%)	
49.	Romania	20 (0.06%)	85.00%	17 (0.14%)	35.00%	2.15	00:00:27	0.00%	0 (0.00%)	\$0.00 (0.00%)	
50.	United Arab Emirates	19 (0.06%)	63.16%	12 (0.10%)	42.11%	1.95	00:01:40	0.00%	0 (0.00%)	\$0.00 (0.00%)	
51.	Egypt	19 (0.06%)	100.00%	19 (0.15%)	21.05%	4.26	00:00:56	0.00%	0 (0.00%)	\$0.00 (0.00%)	
52.	Saudi Arabia	18 (0.06%)	88.89%	16 (0.13%)	11.11%	2.17	00:00:15	0.00%	0 (0.00%)	\$0.00 (0.00%)	
53.	Puerto Rico	16 (0.05%)	31.25%	5 (0.04%)	12.50%	1.88	00:00:10	0.00%	0 (0.00%)	\$0.00 (0.00%)	
54.	Cuba	15 (0.05%)	73.33%	11 (0.09%)	33.33%	2.40	00:06:25	0.00%	0 (0.00%)	\$0.00 (0.00%)	

Rank	Country	Score (Percentage)	Percentage	Count (Percentage)	Percentage	Count	Time	Percentage	Count (Percentage)	Score (Percentage)
55.	Ecuador	15 (0.05%)	93.33%	14 (0.11%)	6.67%	3.20	00:03:43	0.00%	0 (0.00%)	\$0.00 (0.00%)
56.	Pakistan	14 (0.04%)	92.86%	13 (0.10%)	21.43%	2.50	00:01:00	0.00%	0 (0.00%)	\$0.00 (0.00%)
57.	Hungary	13 (0.04%)	84.62%	11 (0.09%)	30.77%	2.92	00:00:25	0.00%	0 (0.00%)	\$0.00 (0.00%)
58.	Dominican Republic	12 (0.04%)	100.00%	12 (0.10%)	16.67%	1.83	00:00:02	0.00%	0 (0.00%)	\$0.00 (0.00%)
59.	Vietnam	12 (0.04%)	91.67%	11 (0.09%)	50.00%	1.83	00:01:37	0.00%	0 (0.00%)	\$0.00 (0.00%)
60.	Kazakhstan	11 (0.03%)	45.45%	5 (0.04%)	18.18%	3.45	00:03:00	0.00%	0 (0.00%)	\$0.00 (0.00%)
61.	Nigeria	10 (0.03%)	60.00%	6 (0.05%)	20.00%	1.80	00:00:10	0.00%	0 (0.00%)	\$0.00 (0.00%)
62.	Peru	10 (0.03%)	100.00%	10 (0.08%)	20.00%	1.90	00:00:05	0.00%	0 (0.00%)	\$0.00 (0.00%)
63.	Estonia	9 (0.03%)	100.00%	9 (0.07%)	33.33%	2.33	00:01:58	0.00%	0 (0.00%)	\$0.00 (0.00%)
64.	Serbia	9 (0.03%)	66.67%	6 (0.05%)	0.00%	4.11	00:03:19	0.00%	0 (0.00%)	\$0.00 (0.00%)
65.	Slovakia	9 (0.03%)	77.78%	7 (0.06%)	22.22%	4.33	00:05:20	0.00%	0 (0.00%)	\$0.00 (0.00%)
66.	Uruguay	9 (0.03%)	88.89%	8 (0.06%)	11.11%	3.00	00:04:03	0.00%	0 (0.00%)	\$0.00 (0.00%)
67.	Morocco	8 (0.03%)	87.50%	7 (0.06%)	25.00%	2.12	00:00:18	0.00%	0 (0.00%)	\$0.00 (0.00%)
68.	Panama	8 (0.03%)	100.00%	8 (0.06%)	12.50%	2.12	00:02:14	0.00%	0 (0.00%)	\$0.00 (0.00%)
69.	Venezuela	8 (0.03%)	100.00%	8 (0.06%)	12.50%	1.88	00:00:06	0.00%	0 (0.00%)	\$0.00 (0.00%)
70.	Croatia	7 (0.02%)	71.43%	5 (0.04%)	28.57%	2.57	00:01:12	0.00%	0 (0.00%)	\$0.00 (0.00%)
71.	Iraq	7 (0.02%)	100.00%	7 (0.06%)	14.29%	2.71	00:00:24	0.00%	0 (0.00%)	\$0.00 (0.00%)
72.	Bangladesh	6 (0.02%)	100.00%	6 (0.05%)	0.00%	2.83	00:04:23	0.00%	0 (0.00%)	\$0.00 (0.00%)
73.	Algeria	6 (0.02%)	100.00%	6 (0.05%)	0.00%	2.00	00:00:06	0.00%	0 (0.00%)	\$0.00 (0.00%)
74.	Costa Rica	5 (0.02%)	100.00%	5 (0.04%)	0.00%	2.00	00:00:03	0.00%	0 (0.00%)	\$0.00 (0.00%)
75.	Kenya	5 (0.02%)	100.00%	5 (0.04%)	20.00%	3.00	00:01:57	0.00%	0 (0.00%)	\$0.00 (0.00%)
76.	Sri Lanka	5 (0.02%)	100.00%	5 (0.04%)	60.00%	1.40	00:00:02	0.00%	0 (0.00%)	\$0.00 (0.00%)
77.	Monaco	5 (0.02%)	40.00%	2 (0.02%)	20.00%	4.00	00:08:29	0.00%	0 (0.00%)	\$0.00 (0.00%)
78.	Luxembourg	4 (0.01%)	100.00%	4 (0.03%)	25.00%	1.75	00:00:02	0.00%	0 (0.00%)	\$0.00 (0.00%)
79.	Macau	4 (0.01%)	50.00%	2 (0.02%)	0.00%	2.50	00:00:51	0.00%	0 (0.00%)	\$0.00 (0.00%)
80.	Albania	3 (0.01%)	100.00%	3 (0.02%)	33.33%	1.67	00:00:04	0.00%	0 (0.00%)	\$0.00 (0.00%)
81.	Bosnia & Herzegovina	3 (0.01%)	100.00%	3 (0.02%)	33.33%	1.67	00:00:01	0.00%	0 (0.00%)	\$0.00 (0.00%)
82.	Bolivia	3 (0.01%)	100.00%	3 (0.02%)	0.00%	2.00	00:00:03	0.00%	0 (0.00%)	\$0.00 (0.00%)
83.	Belarus	3 (0.01%)	66.67%	2 (0.02%)	33.33%	1.67	00:00:03	0.00%	0 (0.00%)	\$0.00 (0.00%)
84.	Cambodia	3 (0.01%)	100.00%	3 (0.02%)	0.00%	3.00	00:00:42	0.00%	0 (0.00%)	\$0.00 (0.00%)
85.	Macedonia (FYROM)	3 (0.01%)	66.67%	2 (0.02%)	66.67%	1.67	00:00:50	0.00%	0 (0.00%)	\$0.00 (0.00%)
86.	Mongolia	3 (0.01%)	100.00%	3 (0.02%)	0.00%	2.00	00:00:03	0.00%	0 (0.00%)	\$0.00 (0.00%)
87.	Brunei	2 (0.01%)	100.00%	2 (0.02%)	50.00%	2.00	00:00:01	0.00%	0 (0.00%)	\$0.00 (0.00%)
88.	Ethiopia	2 (0.01%)	100.00%	2 (0.02%)	0.00%	2.00	00:00:02	0.00%	0 (0.00%)	\$0.00 (0.00%)
89.	Georgia	2 (0.01%)	100.00%	2 (0.02%)	0.00%	2.00	00:00:04	0.00%	0 (0.00%)	\$0.00 (0.00%)
90.	Jordan	2 (0.01%)	100.00%	2 (0.02%)	0.00%	2.00	00:00:05	0.00%	0 (0.00%)	\$0.00 (0.00%)

Rank	Country	Count	Percentage	Count	Percentage	Count	Duration	Percentage	Count	Percentage				
91.	Lebanon	2	(0.01%)	100.00%	2	(0.02%)	100.00%	1.00	00:00:00	0.00%	0	(0.00%)	\$0.00	(0.00%)
92.	Mozambique	2	(0.01%)	100.00%	2	(0.02%)	50.00%	1.50	00:00:04	0.00%	0	(0.00%)	\$0.00	(0.00%)
93.	Oman	2	(0.01%)	100.00%	2	(0.02%)	0.00%	3.50	00:01:03	0.00%	0	(0.00%)	\$0.00	(0.00%)
94.	Paraguay	2	(0.01%)	100.00%	2	(0.02%)	50.00%	1.50	00:00:02	0.00%	0	(0.00%)	\$0.00	(0.00%)
95.	Qatar	2	(0.01%)	100.00%	2	(0.02%)	0.00%	2.00	00:00:02	0.00%	0	(0.00%)	\$0.00	(0.00%)
96.	Réunion	2	(0.01%)	100.00%	2	(0.02%)	50.00%	3.50	00:05:03	0.00%	0	(0.00%)	\$0.00	(0.00%)
97.	Zimbabwe	2	(0.01%)	100.00%	2	(0.02%)	0.00%	3.00	00:00:28	0.00%	0	(0.00%)	\$0.00	(0.00%)
98.	Armenia	1	(0.00%)	100.00%	1	(0.01%)	0.00%	2.00	00:00:02	0.00%	0	(0.00%)	\$0.00	(0.00%)
99.	Aruba	1	(0.00%)	100.00%	1	(0.01%)	0.00%	2.00	00:00:04	0.00%	0	(0.00%)	\$0.00	(0.00%)
100.	Azerbaijan	1	(0.00%)	100.00%	1	(0.01%)	0.00%	2.00	00:00:01	0.00%	0	(0.00%)	\$0.00	(0.00%)
101.	Burkina Faso	1	(0.00%)	100.00%	1	(0.01%)	100.00%	1.00	00:00:00	0.00%	0	(0.00%)	\$0.00	(0.00%)
102.	Belize	1	(0.00%)	100.00%	1	(0.01%)	100.00%	1.00	00:00:00	0.00%	0	(0.00%)	\$0.00	(0.00%)
103.	Cyprus	1	(0.00%)	100.00%	1	(0.01%)	0.00%	2.00	00:00:05	0.00%	0	(0.00%)	\$0.00	(0.00%)
104.	Faroe Islands	1	(0.00%)	100.00%	1	(0.01%)	100.00%	1.00	00:00:00	0.00%	0	(0.00%)	\$0.00	(0.00%)
105.	Grenada	1	(0.00%)	100.00%	1	(0.01%)	0.00%	8.00	00:01:01	0.00%	0	(0.00%)	\$0.00	(0.00%)
106.	Ghana	1	(0.00%)	100.00%	1	(0.01%)	100.00%	1.00	00:00:00	0.00%	0	(0.00%)	\$0.00	(0.00%)
107.	Guadeloupe	1	(0.00%)	100.00%	1	(0.01%)	0.00%	2.00	00:00:04	0.00%	0	(0.00%)	\$0.00	(0.00%)
108.	Guyana	1	(0.00%)	100.00%	1	(0.01%)	0.00%	2.00	00:00:03	0.00%	0	(0.00%)	\$0.00	(0.00%)
109.	Honduras	1	(0.00%)	100.00%	1	(0.01%)	0.00%	2.00	00:00:02	0.00%	0	(0.00%)	\$0.00	(0.00%)
110.	Iceland	1	(0.00%)	100.00%	1	(0.01%)	0.00%	4.00	00:28:55	0.00%	0	(0.00%)	\$0.00	(0.00%)
111.	Jamaica	1	(0.00%)	100.00%	1	(0.01%)	0.00%	2.00	00:00:01	0.00%	0	(0.00%)	\$0.00	(0.00%)
112.	Kuwait	1	(0.00%)	100.00%	1	(0.01%)	0.00%	2.00	00:00:09	0.00%	0	(0.00%)	\$0.00	(0.00%)
113.	Latvia	1	(0.00%)	100.00%	1	(0.01%)	0.00%	2.00	00:00:03	0.00%	0	(0.00%)	\$0.00	(0.00%)
114.	Myanmar (Burma)	1	(0.00%)	100.00%	1	(0.01%)	100.00%	1.00	00:00:00	0.00%	0	(0.00%)	\$0.00	(0.00%)
115.	Malta	1	(0.00%)	100.00%	1	(0.01%)	0.00%	2.00	00:00:02	0.00%	0	(0.00%)	\$0.00	(0.00%)
116.	Mauritius	1	(0.00%)	100.00%	1	(0.01%)	0.00%	3.00	00:00:09	0.00%	0	(0.00%)	\$0.00	(0.00%)
117.	Namibia	1	(0.00%)	100.00%	1	(0.01%)	100.00%	1.00	00:00:00	0.00%	0	(0.00%)	\$0.00	(0.00%)
118.	Nicaragua	1	(0.00%)	100.00%	1	(0.01%)	0.00%	2.00	00:00:05	0.00%	0	(0.00%)	\$0.00	(0.00%)
119.	Nepal	1	(0.00%)	100.00%	1	(0.01%)	0.00%	2.00	00:00:16	0.00%	0	(0.00%)	\$0.00	(0.00%)
120.	French Polynesia	1	(0.00%)	100.00%	1	(0.01%)	100.00%	1.00	00:00:00	0.00%	0	(0.00%)	\$0.00	(0.00%)
121.	Palestine	1	(0.00%)	100.00%	1	(0.01%)	0.00%	2.00	00:00:02	0.00%	0	(0.00%)	\$0.00	(0.00%)
122.	Sudan	1	(0.00%)	100.00%	1	(0.01%)	0.00%	2.00	00:02:06	0.00%	0	(0.00%)	\$0.00	(0.00%)
123.	Svalbard & Jan Mayen	1	(0.00%)	100.00%	1	(0.01%)	100.00%	1.00	00:00:00	0.00%	0	(0.00%)	\$0.00	(0.00%)
124.	Tunisia	1	(0.00%)	100.00%	1	(0.01%)	0.00%	2.00	00:00:03	0.00%	0	(0.00%)	\$0.00	(0.00%)
125.	Trinidad & Tobago	1	(0.00%)	100.00%	1	(0.01%)	0.00%	2.00	00:00:06	0.00%	0	(0.00%)	\$0.00	(0.00%)
126.	Tanzania	1	(0.00%)	100.00%	1	(0.01%)	0.00%	2.00	00:00:06	0.00%	0	(0.00%)	\$0.00	(0.00%)
127.	Uganda	1	(0.00%)	100.00%	1	(0.01%)	0.00%	3.00	00:00:26	0.00%	0	(0.00%)	\$0.00	(0.00%)

© 2015 Google